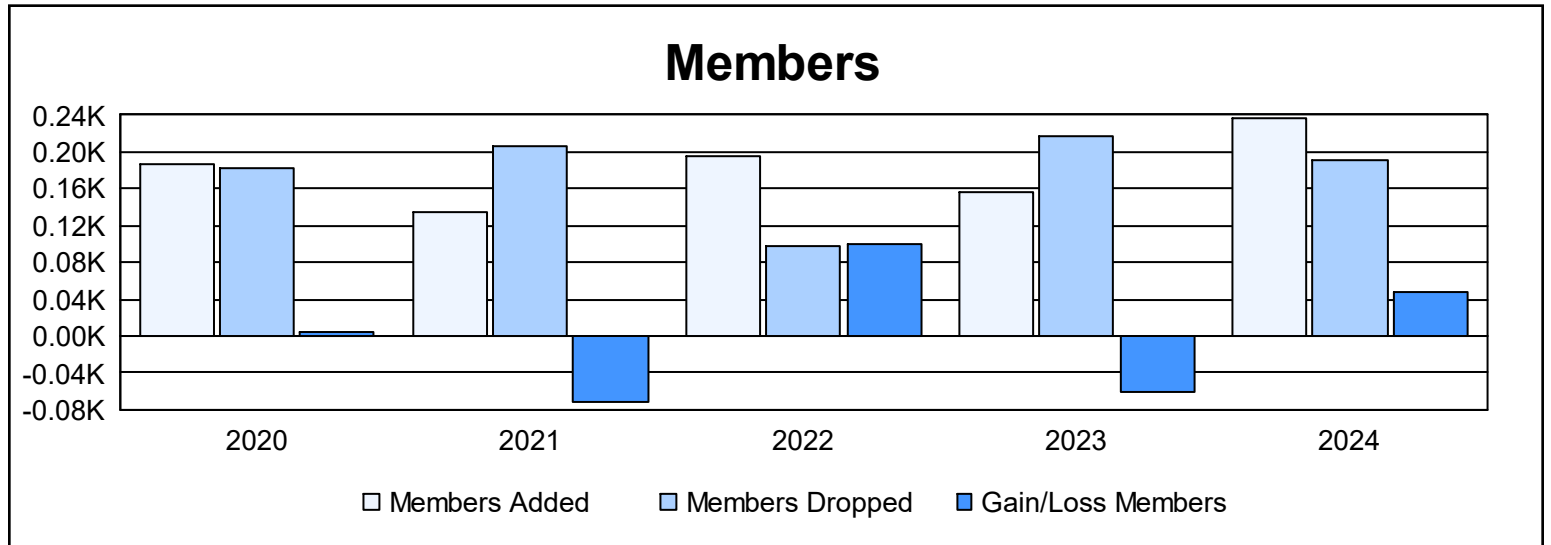
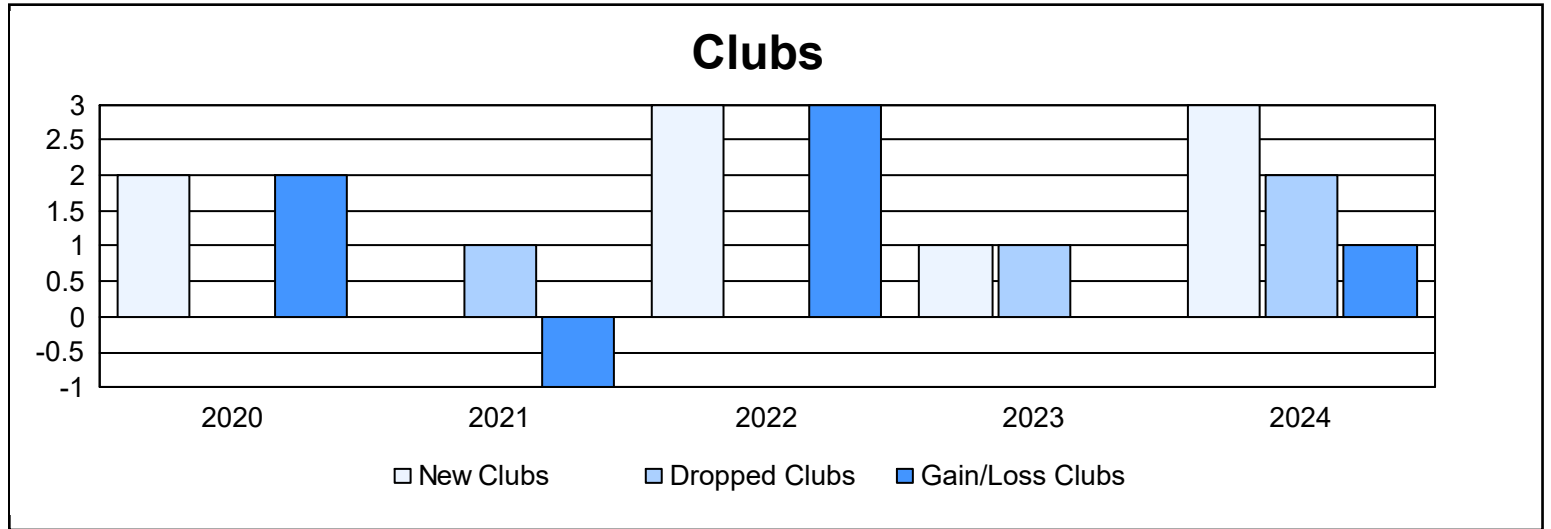
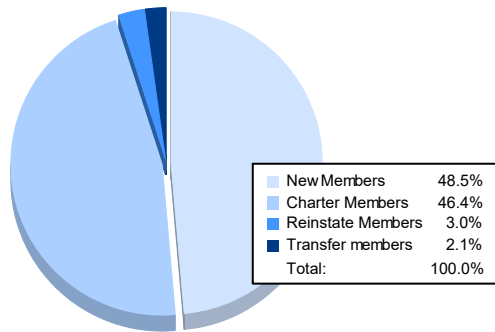


Year	New Clubs	Dropped Clubs	Gain/Loss Clubs	New Members	Charter Members	Reinstate Members	Transfer Members	Total Member Added	Total Members Dropped	Gain/Loss Members
2019-2020	2	0	2	105	72	7	3	187	182	5
2020-2021	0	1	-1	123	3	9	0	135	207	-72
2021-2022	3	0	3	109	80	6	1	196	97	99
2022-2023	1	1	0	119	31	5	2	157	217	-60
2023-2024	3	2	1	115	110	7	5	237	190	47
<b>Average</b>	<b>2</b>	<b>1</b>	<b>1</b>	<b>114</b>	<b>59</b>	<b>7</b>	<b>2</b>	<b>182</b>	<b>179</b>	<b>4</b>



### Membership Composition June 2024 Cumulative



### Gender Composition June 2024 Cumulative

