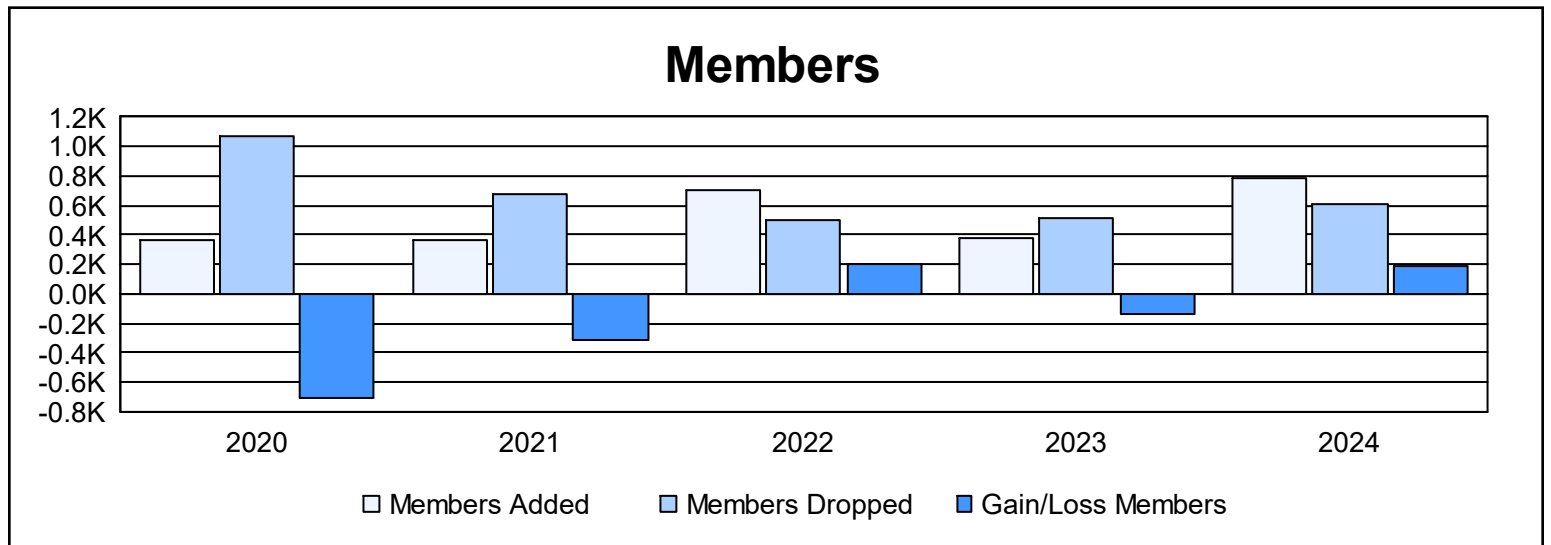
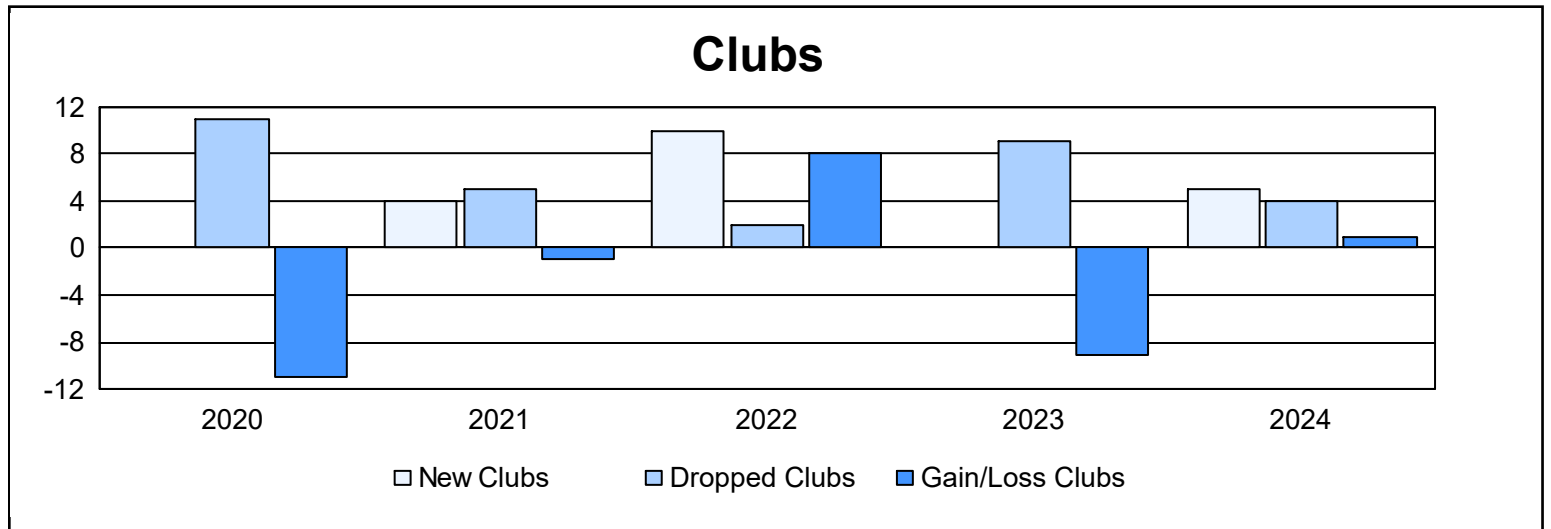
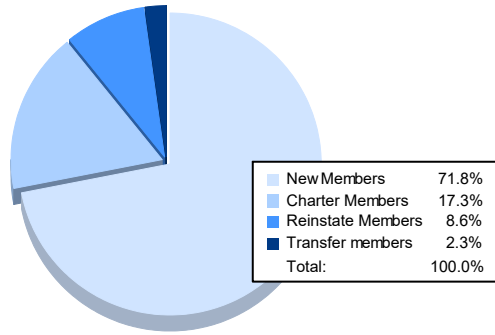


Year	New Clubs	Dropped Clubs	Gain/ Loss Clubs	New Members	Charter Members	Reinstate Members	Transfer Members	Total Member Added	Total Members Dropped	Gain/ Loss Members
2019-2020	0	11	-11	296	45	16	3	360	1,068	-708
2020-2021	4	5	-1	235	105	10	19	369	676	-307
2021-2022	10	2	8	361	268	57	20	706	500	206
2022-2023	0	9	-9	257	46	64	7	374	513	-139
2023-2024	5	4	1	568	137	68	18	791	605	186
<b>Average</b>	<b>4</b>	<b>6</b>	<b>-2</b>	<b>343</b>	<b>120</b>	<b>43</b>	<b>13</b>	<b>520</b>	<b>672</b>	<b>-152</b>



### Membership Composition June 2024 Cumulative



### Gender Composition June 2024 Cumulative

