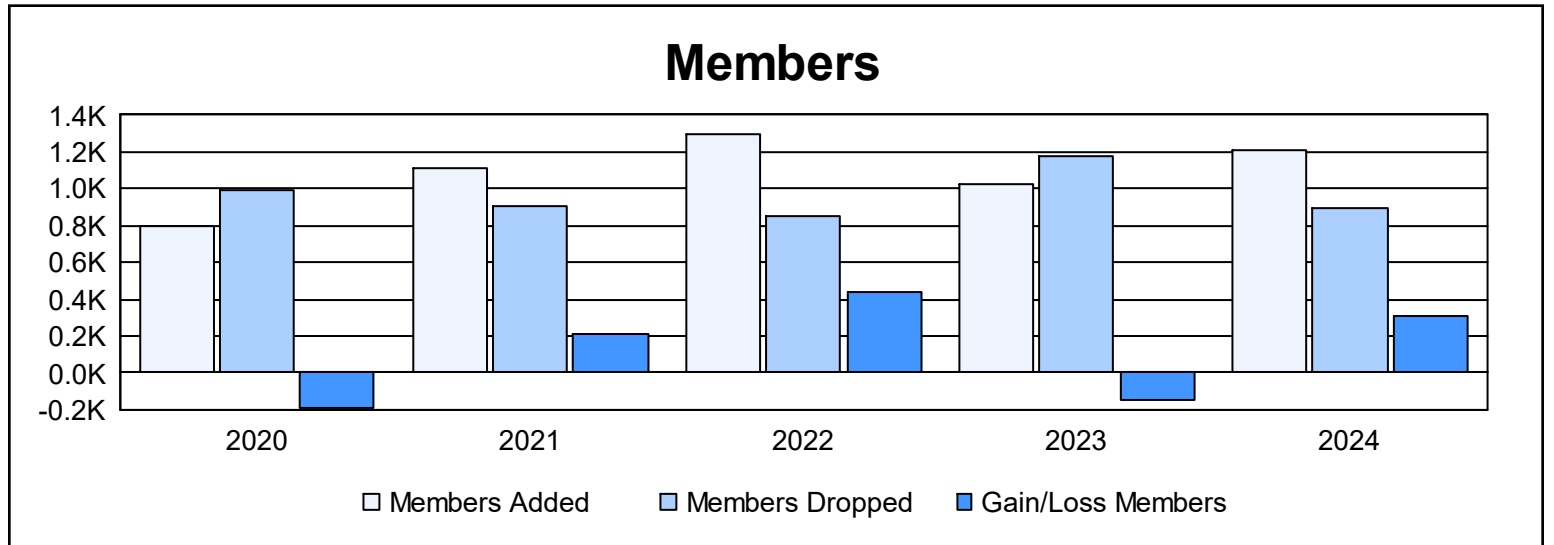
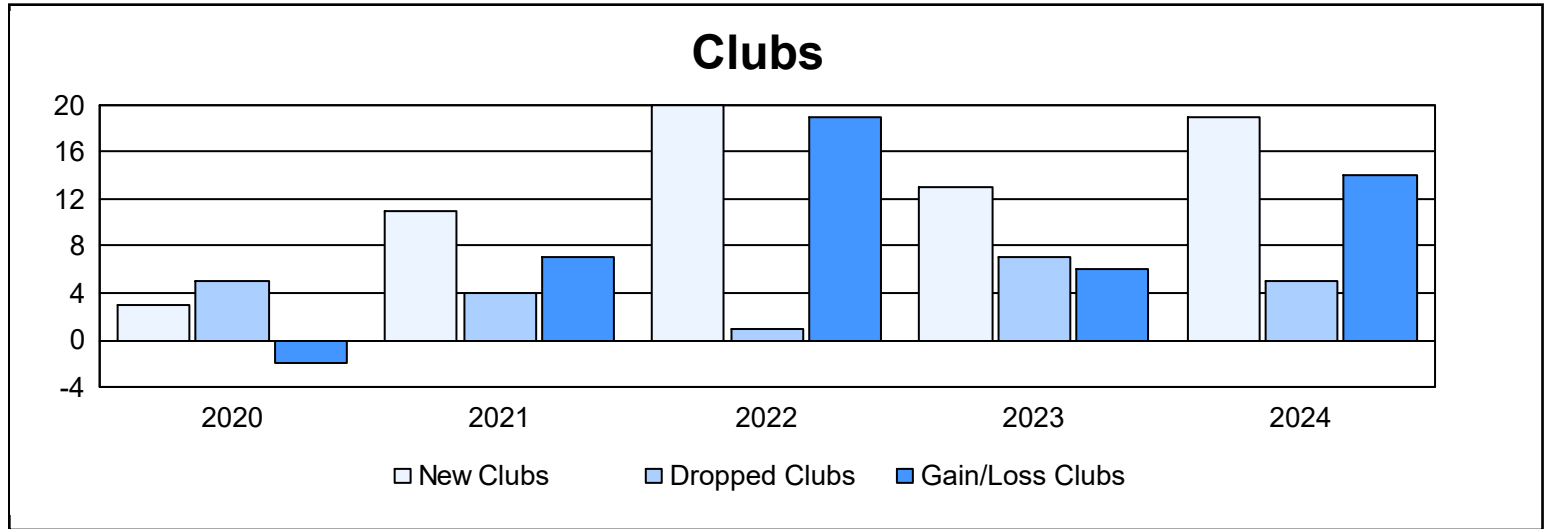
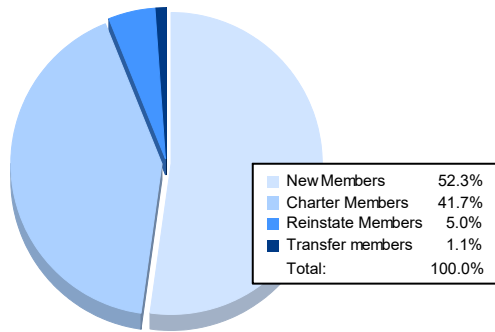


| Year | New Clubs | Dropped Clubs | Gain/ Loss Clubs | New Members | Charter Members | Reinstate Members | Transfer Members | Total Member Added | Total Members Dropped | Gain/ Loss Members |
|----------------|-----------|---------------|------------------|-------------|-----------------|-------------------|------------------|--------------------|-----------------------|--------------------|
| 2019-2020 | 3 | 5 | -2 | 585 | 126 | 82 | 6 | 799 | 991 | -192 |
| 2020-2021 | 11 | 4 | 7 | 707 | 375 | 30 | 5 | 1,117 | 910 | 207 |
| 2021-2022 | 20 | 1 | 19 | 723 | 537 | 29 | 6 | 1,295 | 852 | 443 |
| 2022-2023 | 13 | 7 | 6 | 627 | 317 | 66 | 18 | 1,028 | 1,178 | -150 |
| 2023-2024 | 19 | 5 | 14 | 630 | 502 | 60 | 13 | 1,205 | 898 | 307 |
| Average | 13 | 4 | 9 | 654 | 371 | 53 | 10 | 1,089 | 966 | 123 |



Membership Composition June 2024 Cumulative



Gender Composition June 2024 Cumulative

