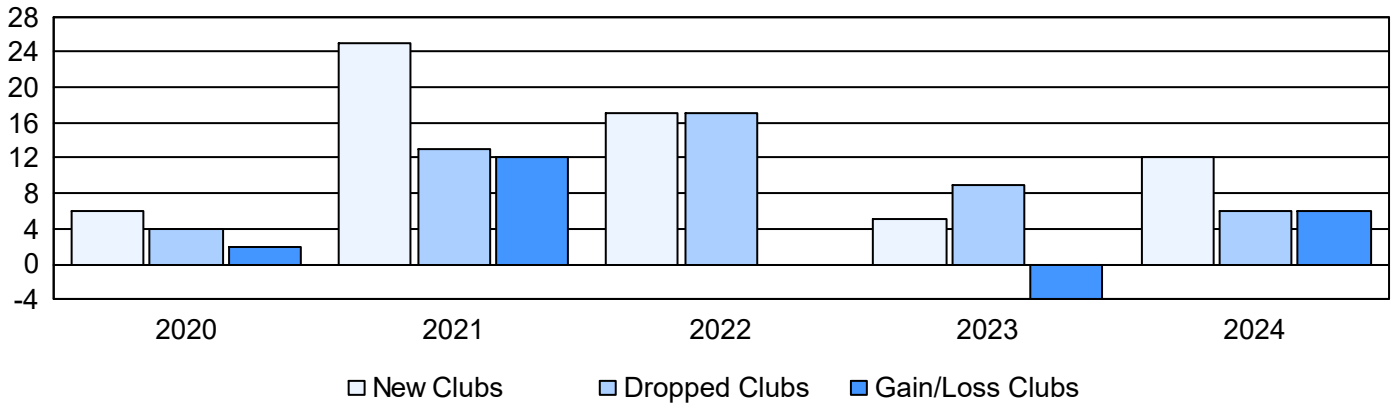
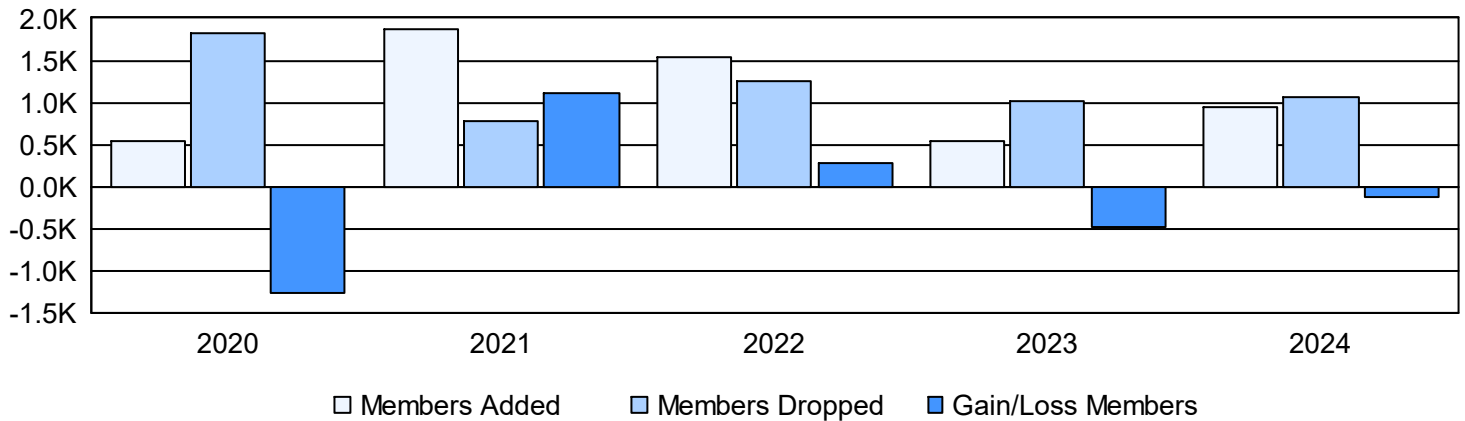


| Year | New Clubs | Dropped Clubs | Gain/ Loss Clubs | New Members | Charter Members | Reinstate Members | Transfer Members | Total Member Added | Total Members Dropped | Gain/ Loss Members |
|----------------|-----------|---------------|------------------|-------------|-----------------|-------------------|------------------|--------------------|-----------------------|--------------------|
| 2019-2020 | 6 | 4 | 2 | 252 | 180 | 94 | 24 | 550 | 1,816 | -1,266 |
| 2020-2021 | 25 | 13 | 12 | 680 | 887 | 285 | 21 | 1,873 | 772 | 1,101 |
| 2021-2022 | 17 | 17 | 0 | 876 | 518 | 133 | 19 | 1,546 | 1,257 | 289 |
| 2022-2023 | 5 | 9 | -4 | 300 | 154 | 61 | 13 | 528 | 1,016 | -488 |
| 2023-2024 | 12 | 6 | 6 | 496 | 299 | 110 | 30 | 935 | 1,055 | -120 |
| Average | 13 | 10 | 3 | 521 | 408 | 137 | 21 | 1,086 | 1,183 | -97 |

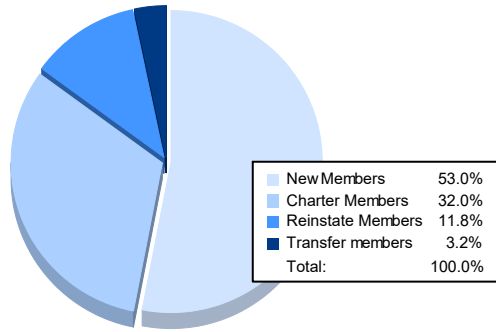
Clubs



Members



Membership Composition June 2024 Cumulative



Gender Composition June 2024 Cumulative

