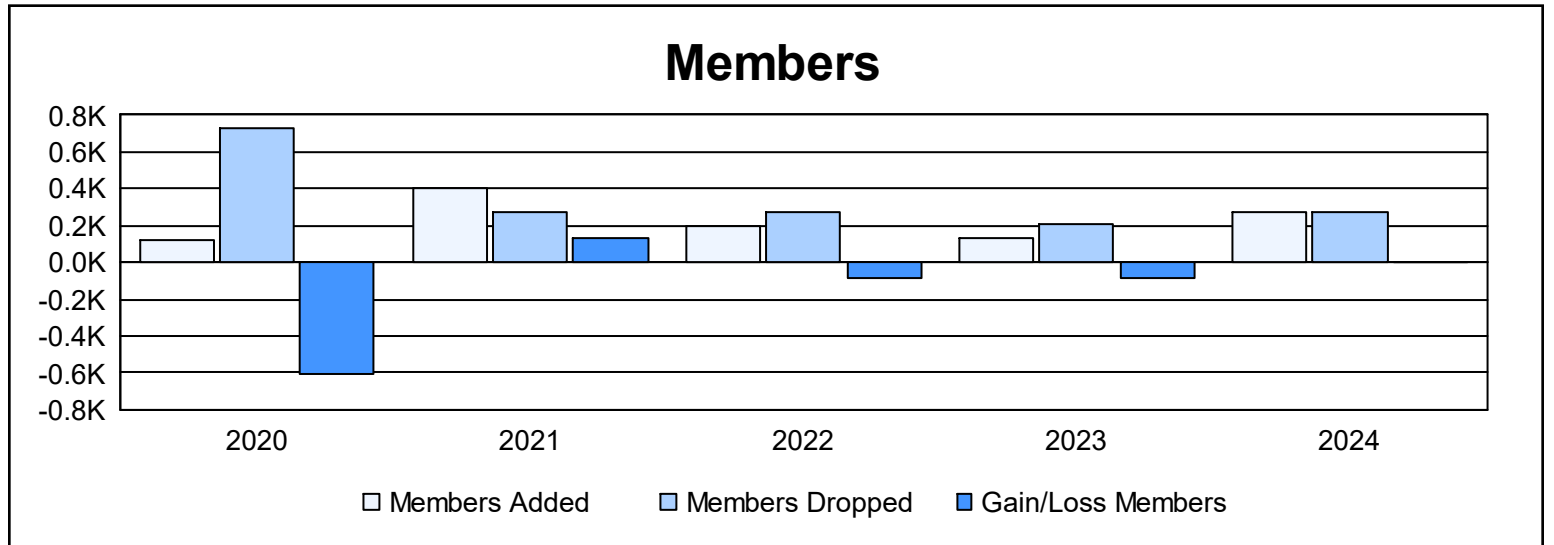
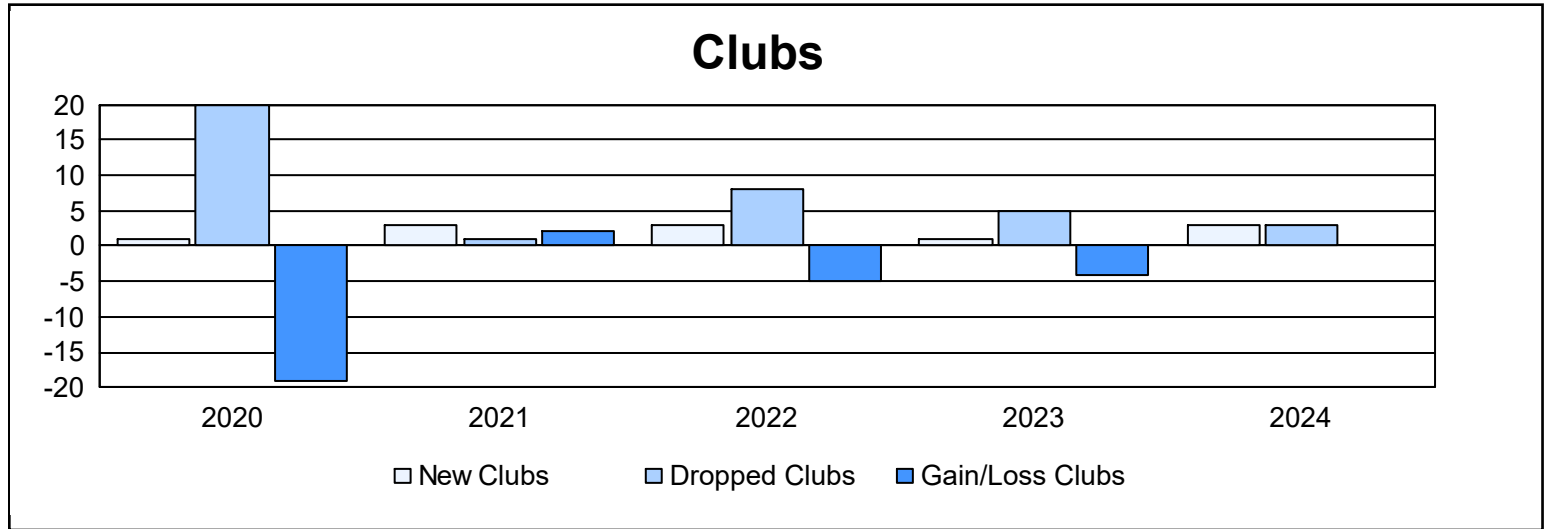
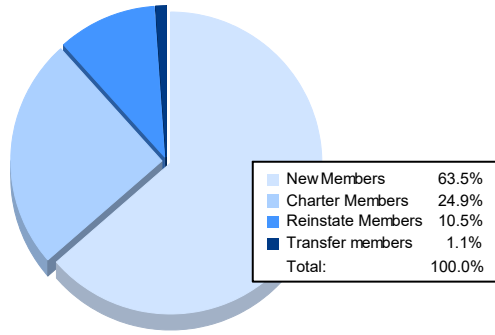


| Year | New Clubs | Dropped Clubs | Gain/ Loss Clubs | New Members | Charter Members | Reinstate Members | Transfer Members | Total Member Added | Total Members Dropped | Gain/ Loss Members |
|----------------|-----------|---------------|------------------|-------------|-----------------|-------------------|------------------|--------------------|-----------------------|--------------------|
| 2019-2020 | 1 | 20 | -19 | 66 | 38 | 11 | 3 | 118 | 727 | -609 |
| 2020-2021 | 3 | 1 | 2 | 191 | 155 | 52 | 3 | 401 | 269 | 132 |
| 2021-2022 | 3 | 8 | -5 | 119 | 70 | 2 | 6 | 197 | 277 | -80 |
| 2022-2023 | 1 | 5 | -4 | 105 | 22 | 4 | 1 | 132 | 212 | -80 |
| 2023-2024 | 3 | 3 | 0 | 176 | 69 | 29 | 3 | 277 | 273 | 4 |
| Average | 2 | 7 | -5 | 131 | 71 | 20 | 3 | 225 | 352 | -127 |



Membership Composition June 2024 Cumulative



Gender Composition June 2024 Cumulative

