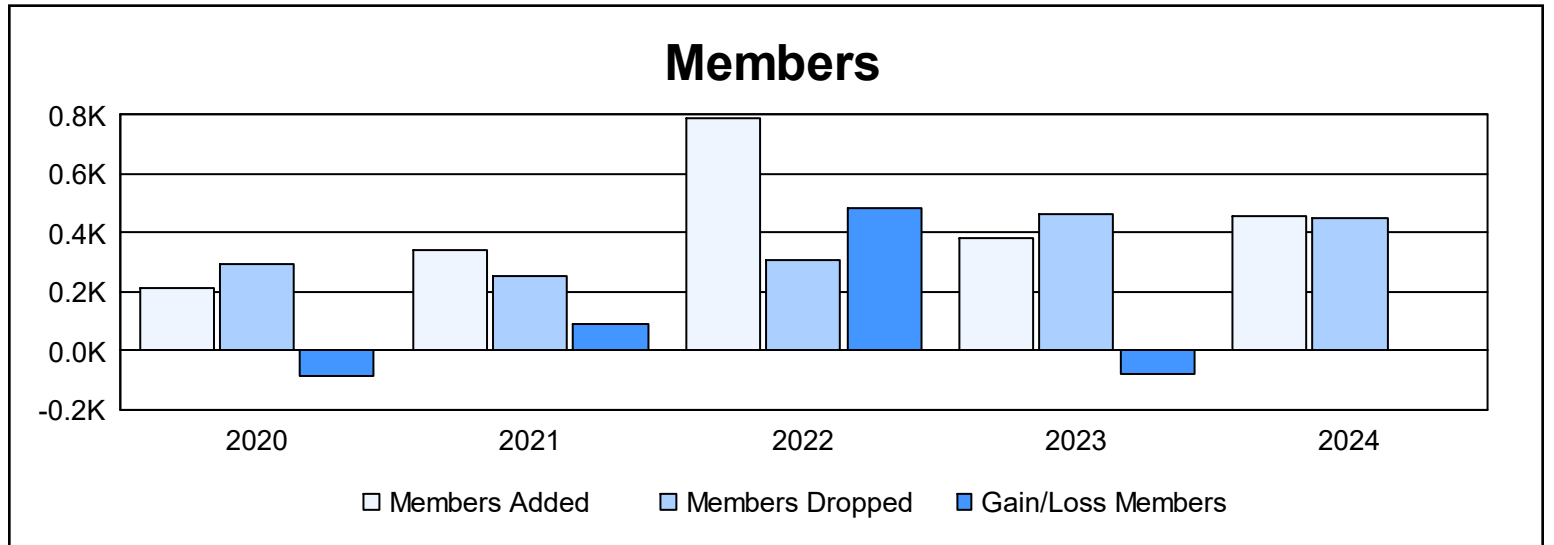
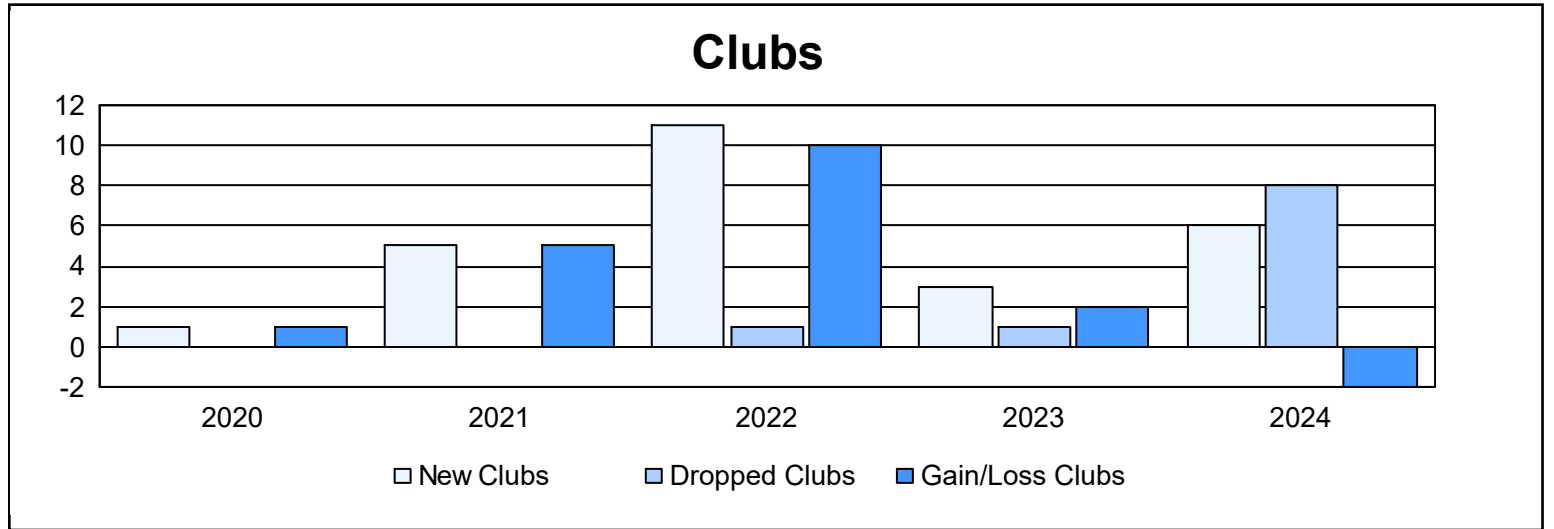
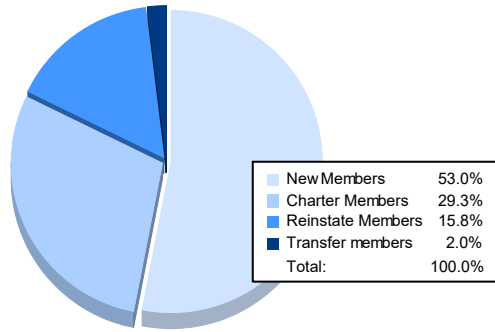


Year	New Clubs	Dropped Clubs	Gain/ Loss Clubs	New Members	Charter Members	Reinstate Members	Transfer Members	Total Member Added	Total Members Dropped	Gain/ Loss Members
2019-2020	1	0	1	133	40	36	4	213	297	-84
2020-2021	5	0	5	158	149	35	2	344	252	92
2021-2022	11	1	10	467	276	28	18	789	305	484
2022-2023	3	1	2	265	86	23	9	383	465	-82
2023-2024	6	8	-2	242	134	72	9	457	453	4
<b>Average</b>	<b>5</b>	<b>2</b>	<b>3</b>	<b>253</b>	<b>137</b>	<b>39</b>	<b>8</b>	<b>437</b>	<b>354</b>	<b>83</b>



### Membership Composition June 2024 Cumulative



### Gender Composition June 2024 Cumulative

