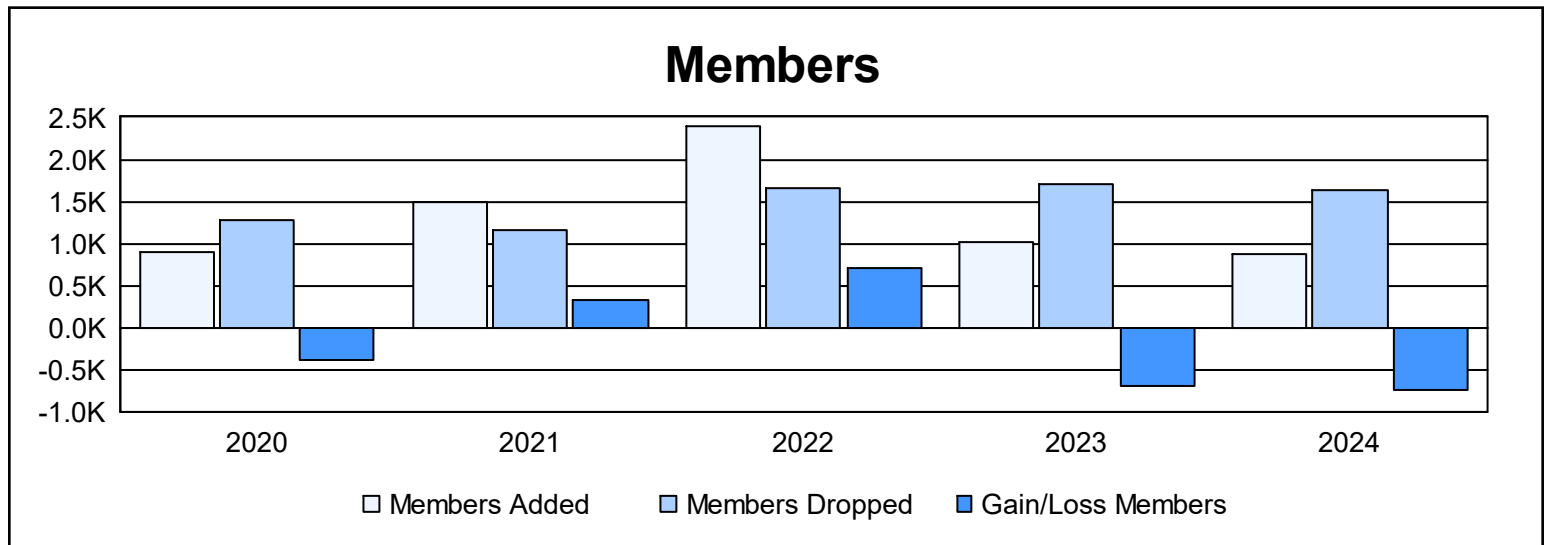
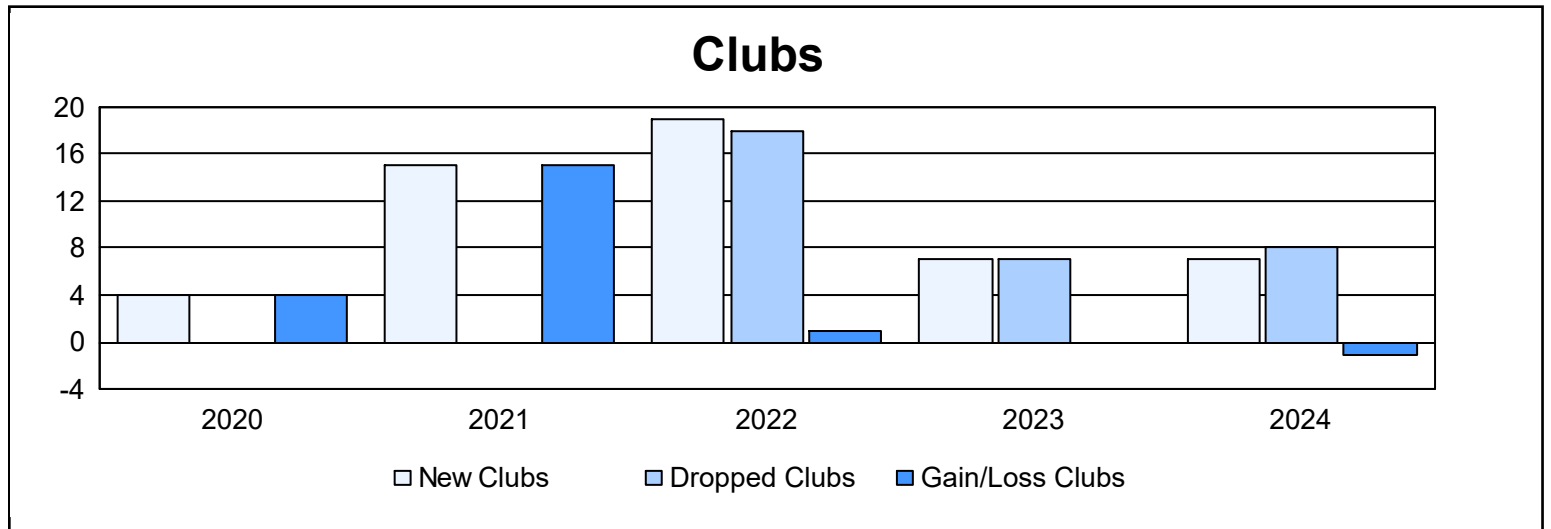
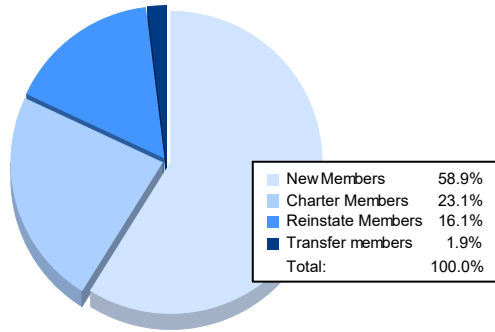


| Year | New Clubs | Dropped Clubs | Gain/ Loss Clubs | New Members | Charter Members | Reinstate Members | Transfer Members | Total Member Added | Total Members Dropped | Gain/ Loss Members |
|----------------|-----------|---------------|------------------|-------------|-----------------|-------------------|------------------|--------------------|-----------------------|--------------------|
| 2019-2020 | 4 | 0 | 4 | 386 | 209 | 265 | 28 | 888 | 1,264 | -376 |
| 2020-2021 | 15 | 0 | 15 | 1,004 | 389 | 55 | 35 | 1,483 | 1,147 | 336 |
| 2021-2022 | 19 | 18 | 1 | 1,643 | 588 | 123 | 30 | 2,384 | 1,667 | 717 |
| 2022-2023 | 7 | 7 | 0 | 681 | 200 | 96 | 41 | 1,018 | 1,702 | -684 |
| 2023-2024 | 7 | 8 | -1 | 518 | 203 | 142 | 17 | 880 | 1,626 | -746 |
| Average | 10 | 7 | 4 | 846 | 318 | 136 | 30 | 1,331 | 1,481 | -151 |



Membership Composition June 2024 Cumulative



Gender Composition June 2024 Cumulative

