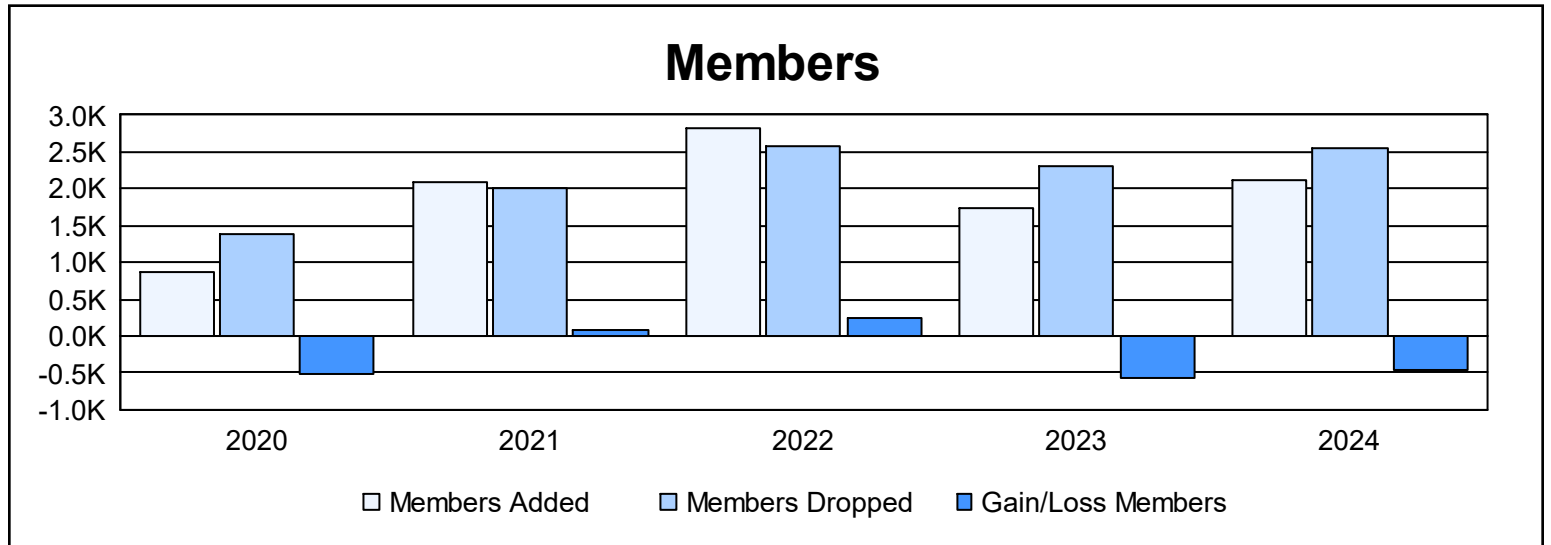
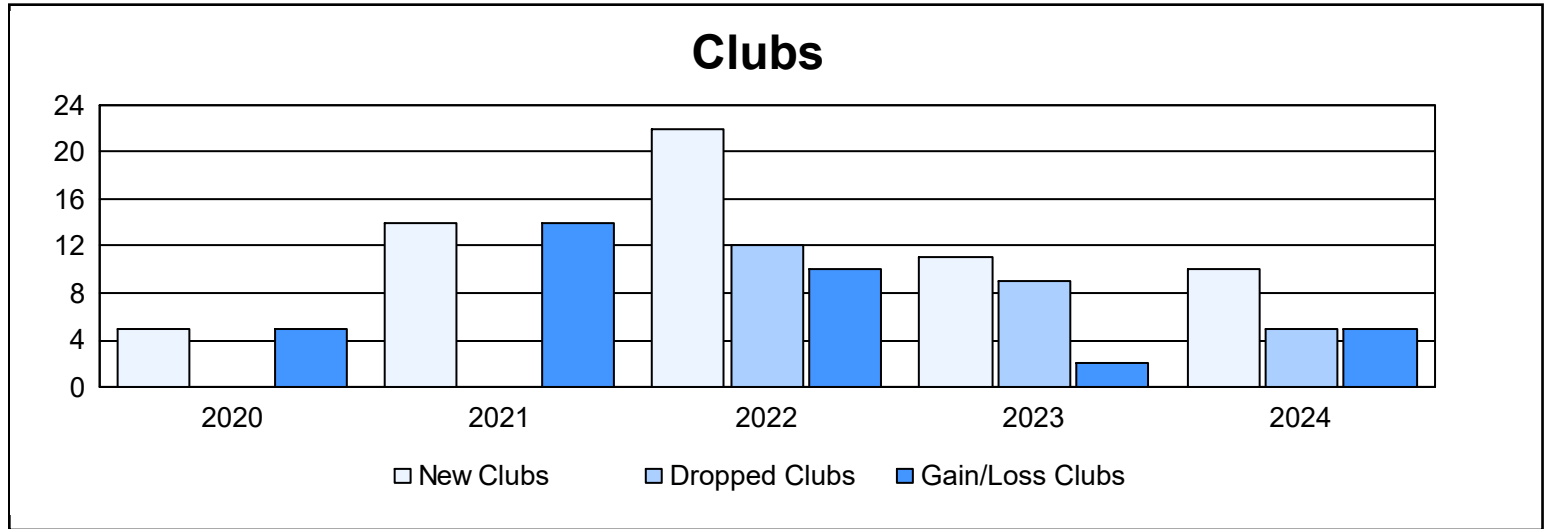
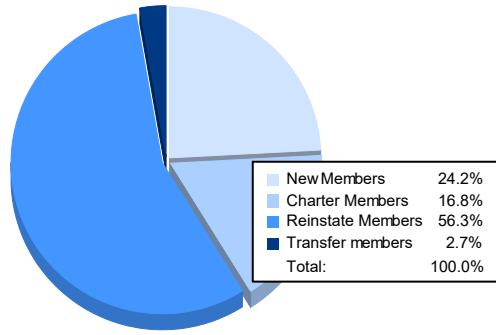


Year	New Clubs	Dropped Clubs	Gain/ Loss Clubs	New Members	Charter Members	Reinstate Members	Transfer Members	Total Member Added	Total Members Dropped	Gain/ Loss Members
2019-2020	5	0	5	536	149	172	4	861	1,375	-514
2020-2021	14	0	14	1,086	451	533	16	2,086	2,000	86
2021-2022	22	12	10	626	733	1,426	26	2,811	2,567	244
2022-2023	11	9	2	642	415	577	100	1,734	2,296	-562
2023-2024	10	5	5	512	355	1,190	56	2,113	2,564	-451
Average	12	5	7	680	421	780	40	1,921	2,160	-239



Membership Composition June 2024 Cumulative



Gender Composition June 2024 Cumulative

