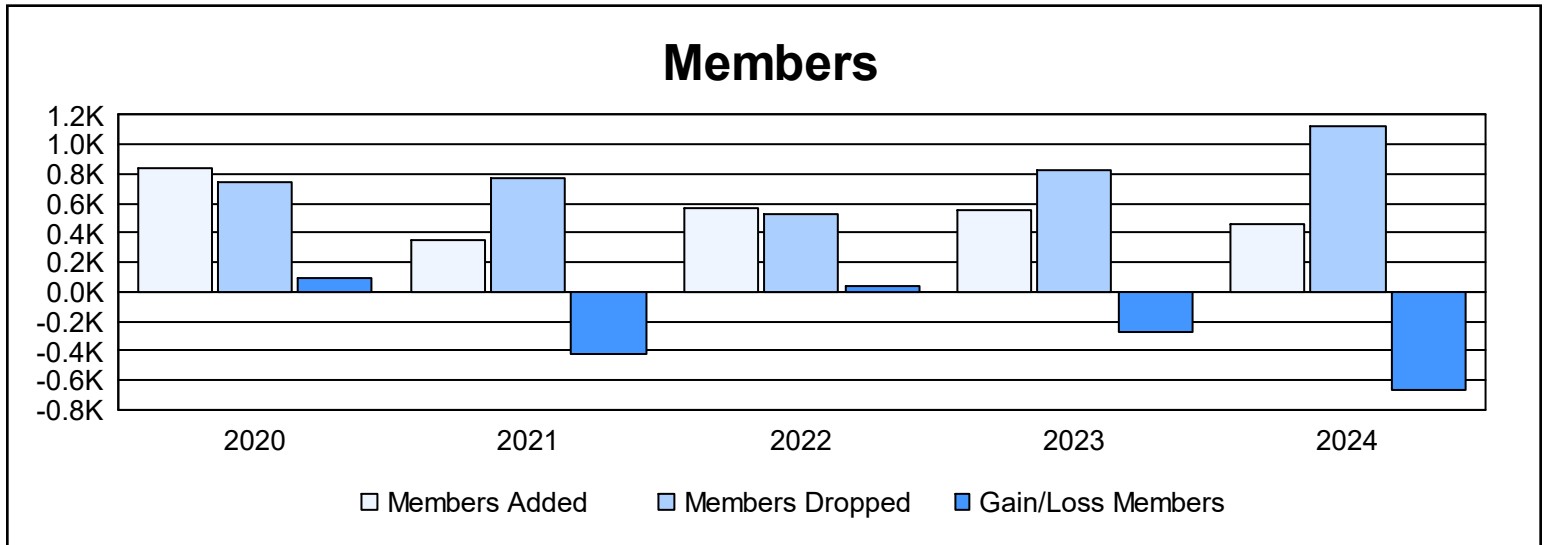
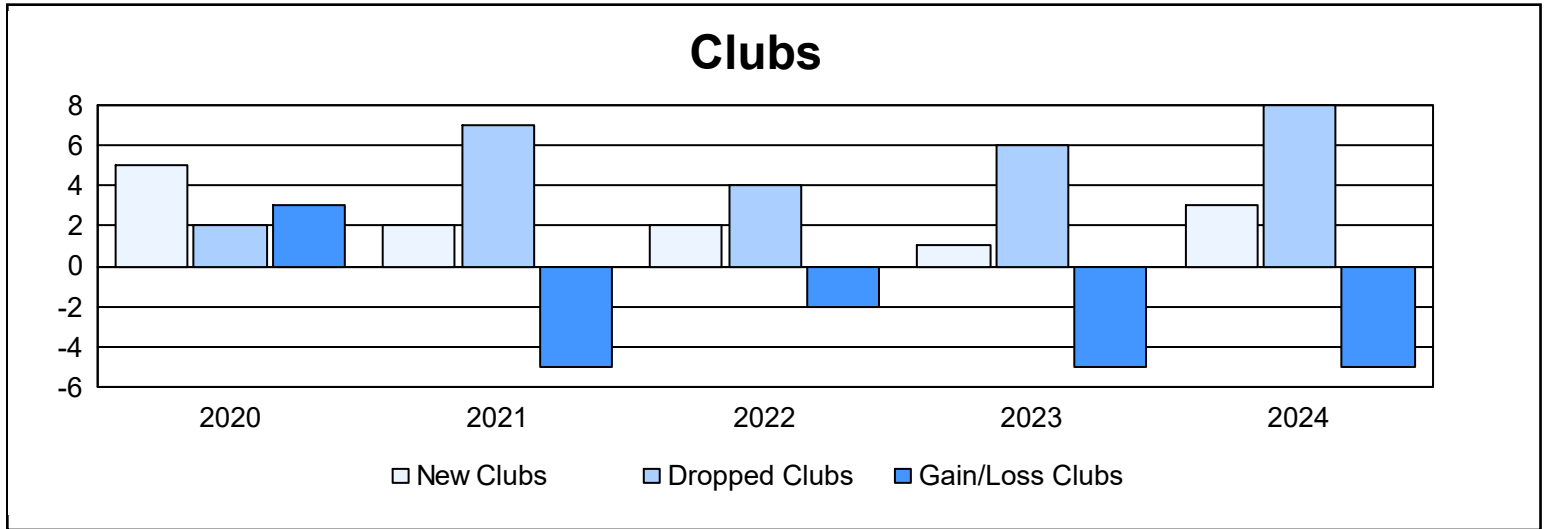
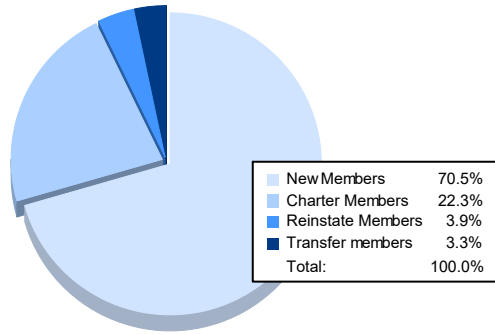


Year	New Clubs	Dropped Clubs	Gain/ Loss Clubs	New Members	Charter Members	Reinstate Members	Transfer Members	Total Member Added	Total Members Dropped	Gain/ Loss Members
2019-2020	5	2	3	639	127	46	23	835	745	90
2020-2021	2	7	-5	276	55	10	11	352	774	-422
2021-2022	2	4	-2	483	64	7	11	565	521	44
2022-2023	1	6	-5	414	32	39	70	555	828	-273
2023-2024	3	8	-5	325	103	18	15	461	1,127	-666
<b>Average</b>	<b>3</b>	<b>5</b>	<b>-3</b>	<b>427</b>	<b>76</b>	<b>24</b>	<b>26</b>	<b>554</b>	<b>799</b>	<b>-245</b>



### Membership Composition June 2024 Cumulative



### Gender Composition June 2024 Cumulative

