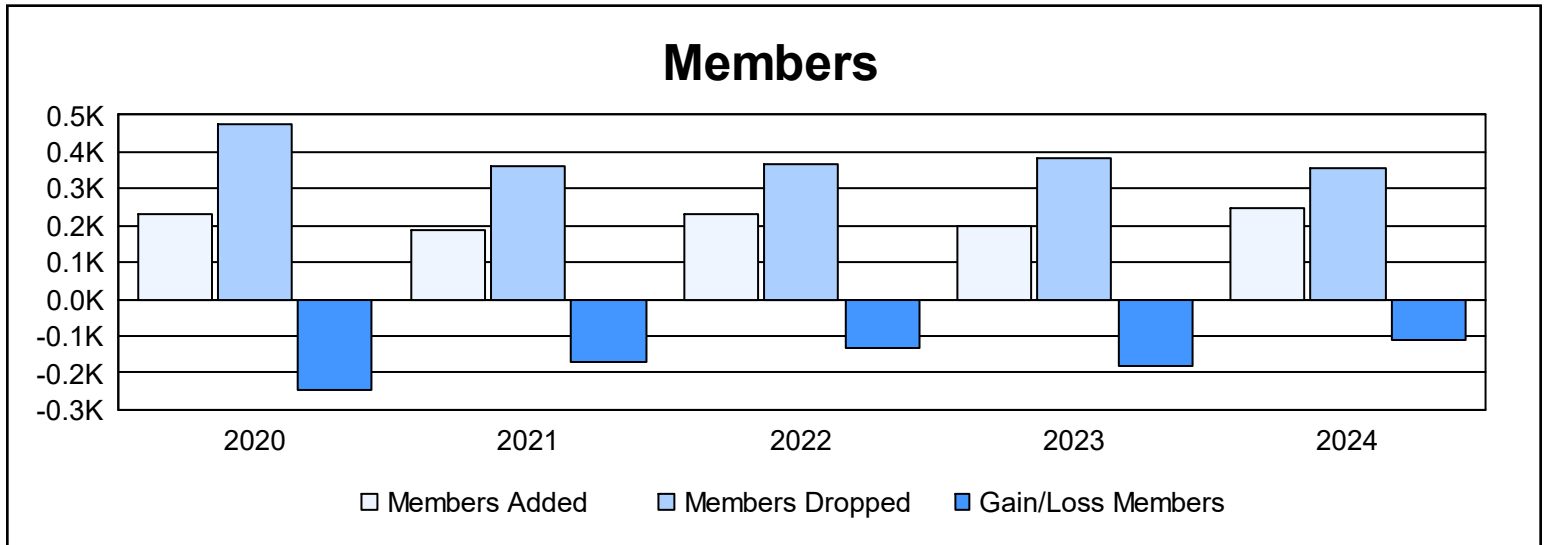
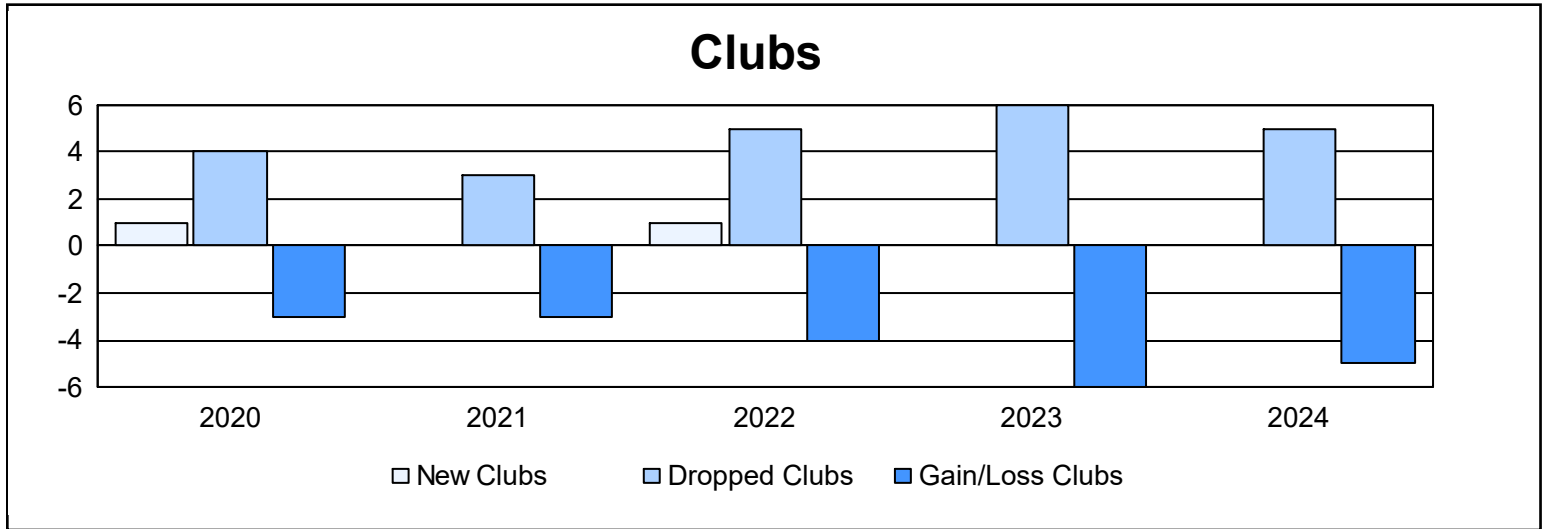
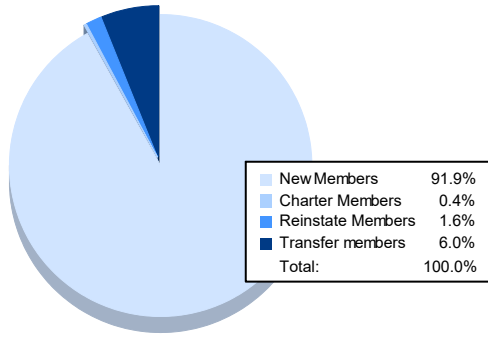


Year	New Clubs	Dropped Clubs	Gain/ Loss Clubs	New Members	Charter Members	Reinstate Members	Transfer Members	Total Member Added	Total Members Dropped	Gain/ Loss Members
2019-2020	1	4	-3	189	21	5	15	230	478	-248
2020-2021	0	3	-3	177	0	7	5	189	359	-170
2021-2022	1	5	-4	186	27	10	7	230	365	-135
2022-2023	0	6	-6	179	1	3	17	200	384	-184
2023-2024	0	5	-5	228	1	4	15	248	357	-109
<b>Average</b>	<b>0</b>	<b>5</b>	<b>-4</b>	<b>192</b>	<b>10</b>	<b>6</b>	<b>12</b>	<b>219</b>	<b>389</b>	<b>-169</b>



### Membership Composition June 2024 Cumulative



### Gender Composition June 2024 Cumulative

