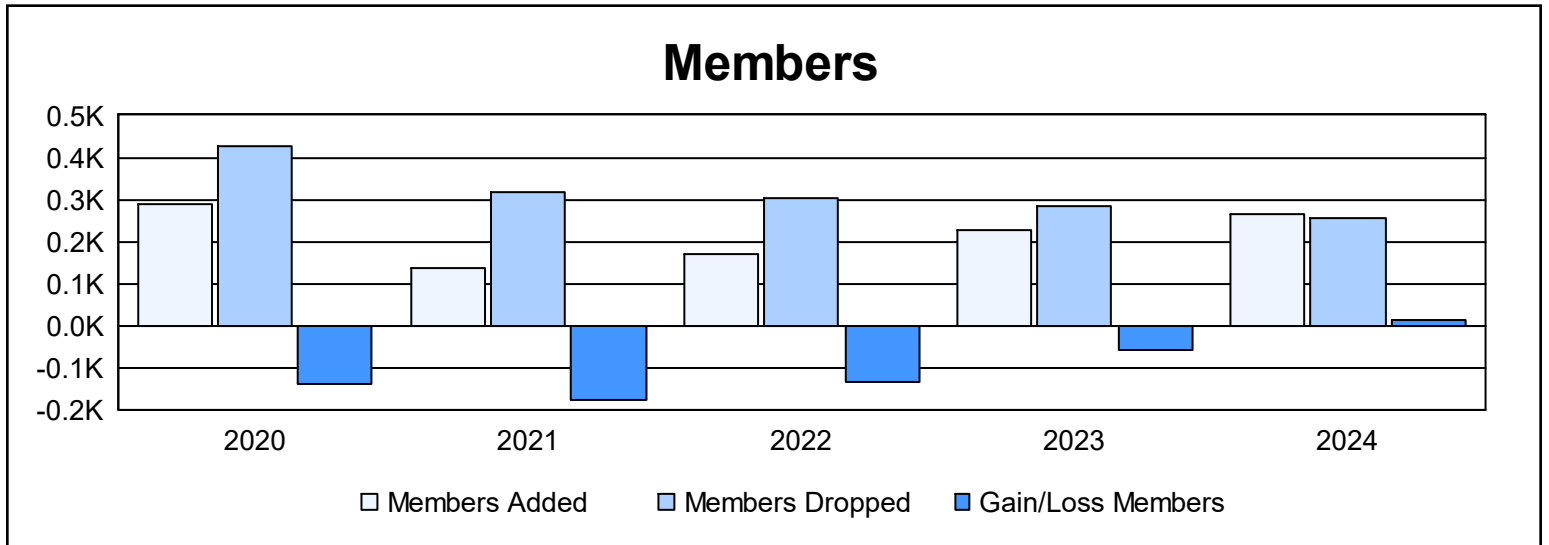
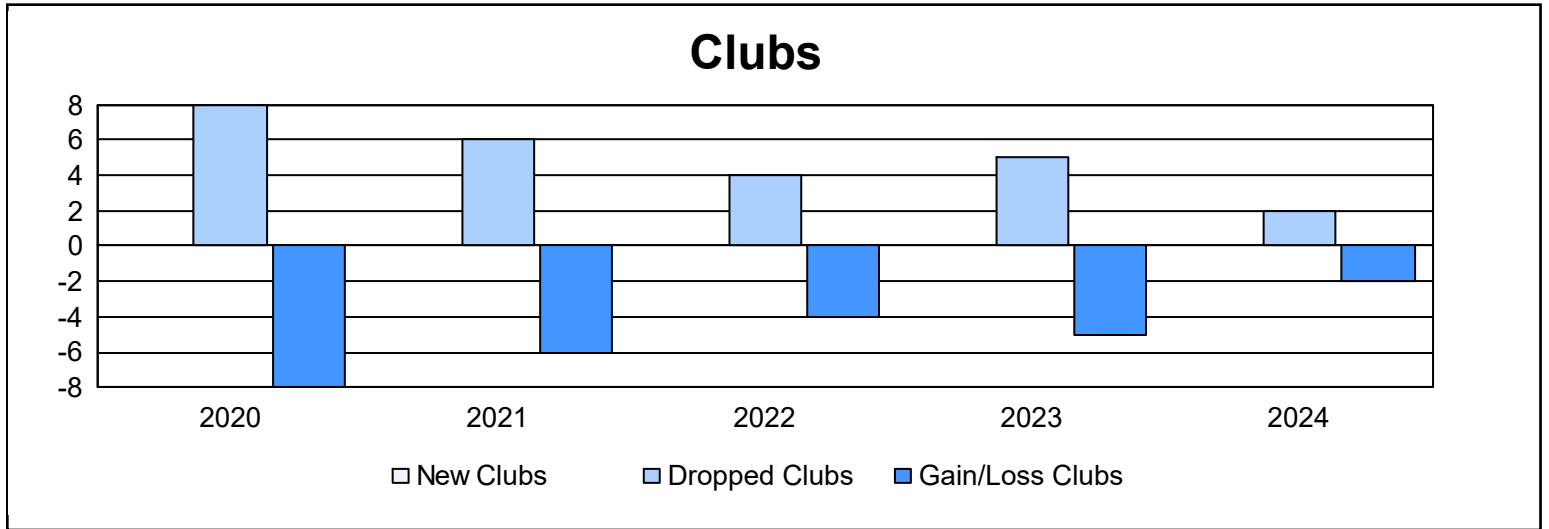
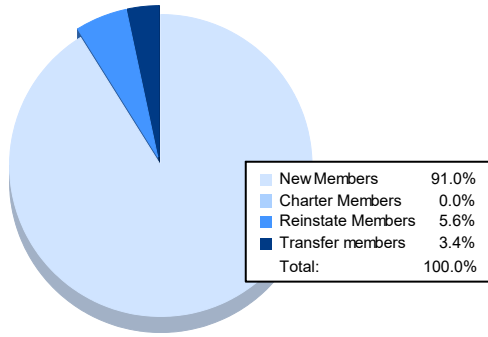


Year	New Clubs	Dropped Clubs	Gain/ Loss Clubs	New Members	Charter Members	Reinstate Members	Transfer Members	Total Member Added	Total Members Dropped	Gain/ Loss Members
2019-2020	0	8	-8	233	6	11	39	289	427	-138
2020-2021	0	6	-6	127	2	3	6	138	317	-179
2021-2022	0	4	-4	155	2	6	8	171	304	-133
2022-2023	0	5	-5	206	2	6	12	226	283	-57
2023-2024	0	2	-2	242	0	15	9	266	255	11
<b>Average</b>	<b>0</b>	<b>5</b>	<b>-5</b>	<b>193</b>	<b>2</b>	<b>8</b>	<b>15</b>	<b>218</b>	<b>317</b>	<b>-99</b>



### Membership Composition June 2024 Cumulative



### Gender Composition June 2024 Cumulative

