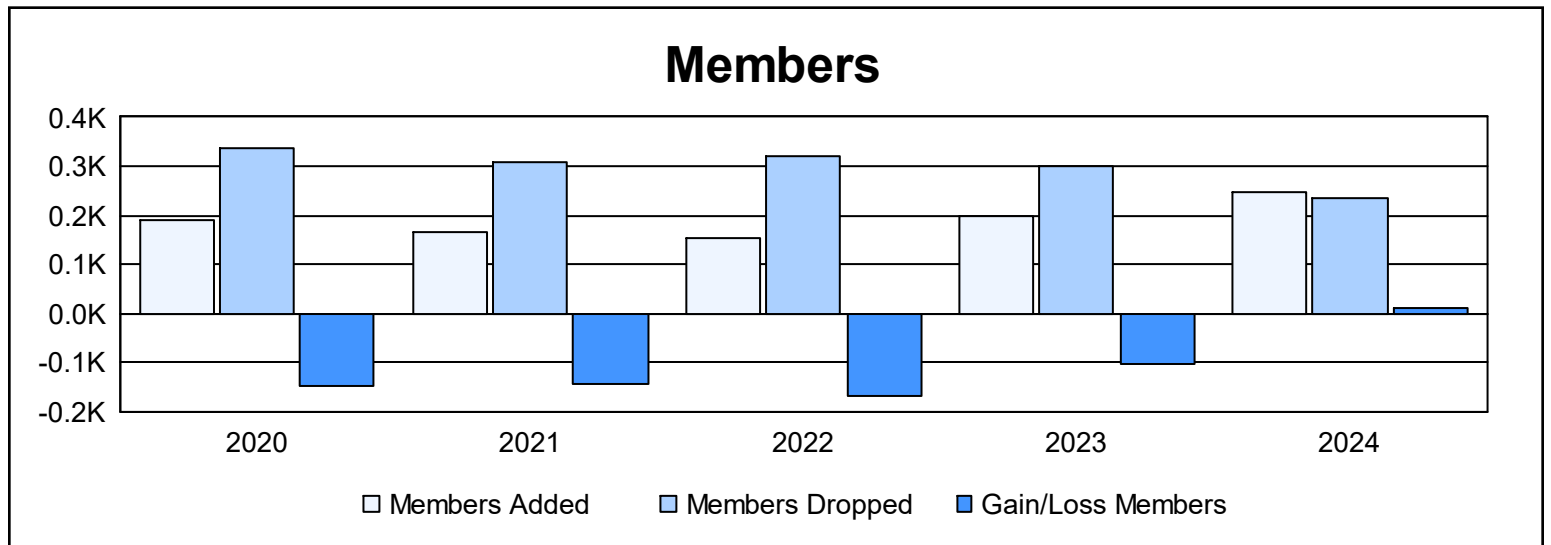
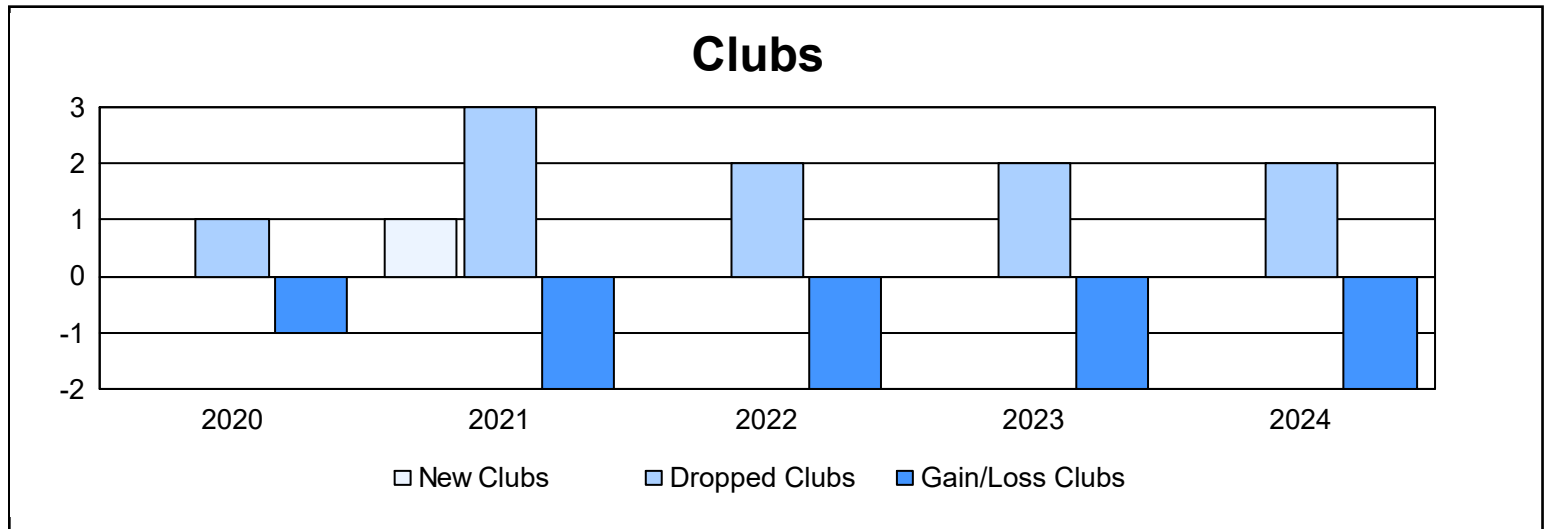
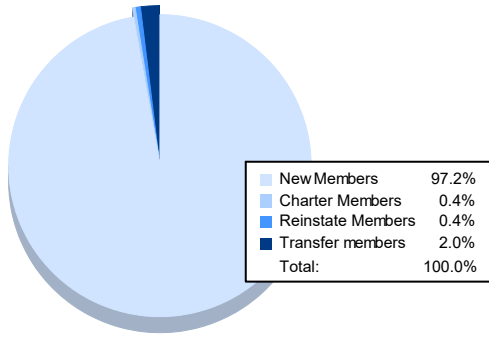


Year	New Clubs	Dropped Clubs	Gain/ Loss Clubs	New Members	Charter Members	Reinstate Members	Transfer Members	Total Member Added	Total Members Dropped	Gain/ Loss Members
2019-2020	0	1	-1	184	0	3	4	191	337	-146
2020-2021	1	3	-2	132	25	3	5	165	310	-145
2021-2022	0	2	-2	146	1	3	3	153	322	-169
2022-2023	0	2	-2	169	0	4	25	198	299	-101
2023-2024	0	2	-2	239	1	1	5	246	236	10
<b>Average</b>	<b>0</b>	<b>2</b>	<b>-2</b>	<b>174</b>	<b>5</b>	<b>3</b>	<b>8</b>	<b>191</b>	<b>301</b>	<b>-110</b>



### Membership Composition June 2024 Cumulative



### Gender Composition June 2024 Cumulative

