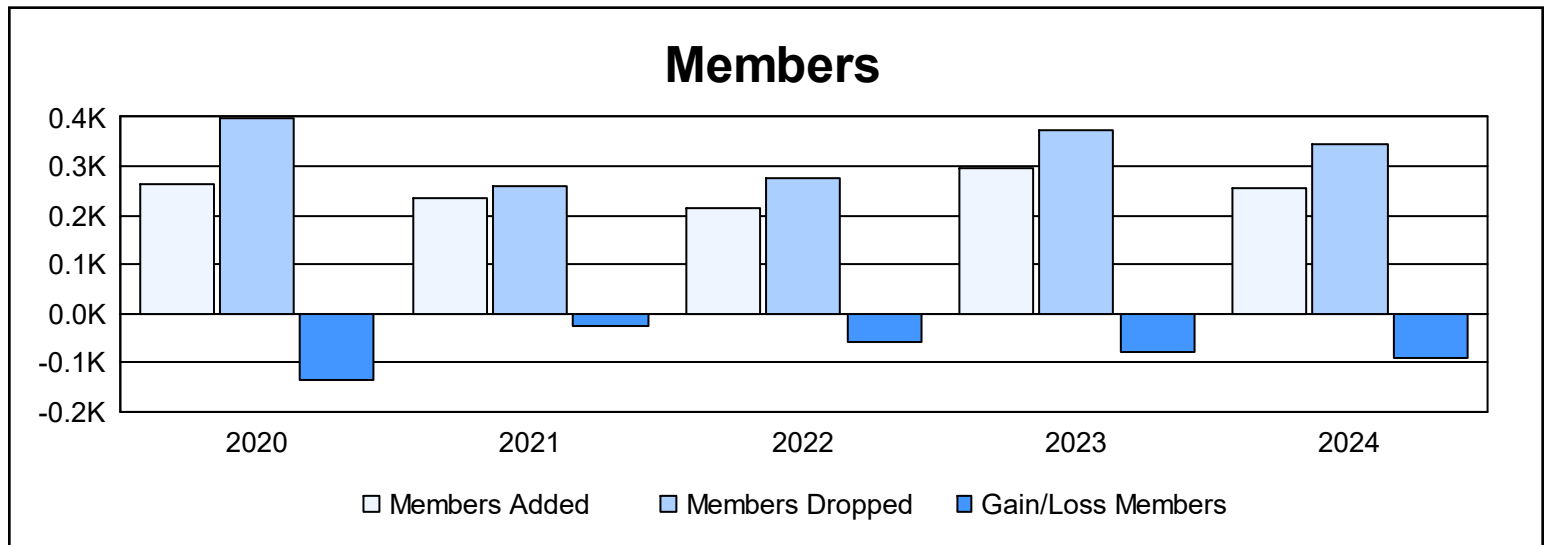
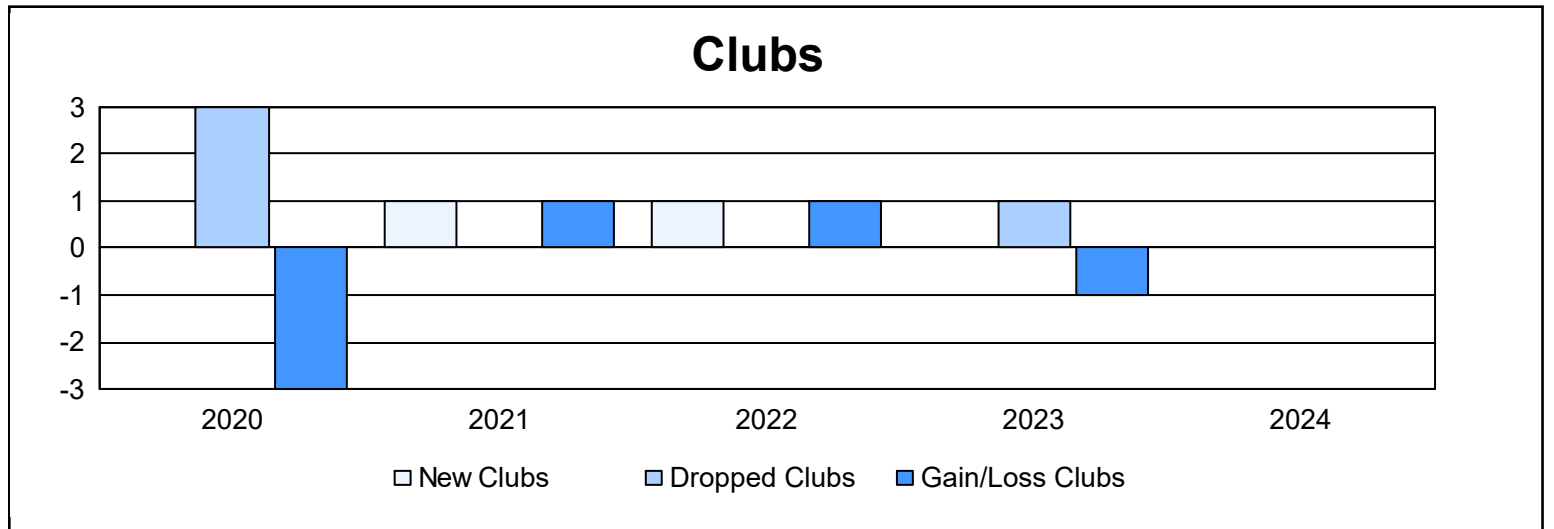
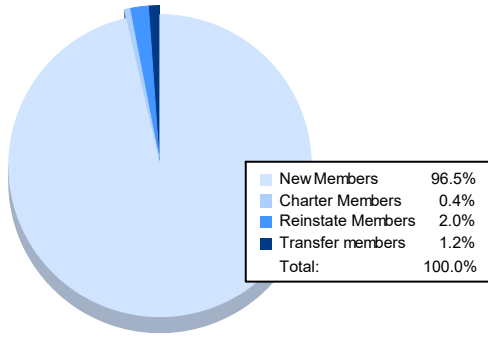


Year	New Clubs	Dropped Clubs	Gain/ Loss Clubs	New Members	Charter Members	Reinstate Members	Transfer Members	Total Member Added	Total Members Dropped	Gain/ Loss Members
2019-2020	0	3	-3	250	3	10	0	263	398	-135
2020-2021	1	0	1	198	29	5	3	235	259	-24
2021-2022	1	0	1	186	22	8	0	216	276	-60
2022-2023	0	1	-1	287	0	7	0	294	372	-78
2023-2024	0	0	0	246	1	5	3	255	346	-91
<b>Average</b>	<b>0</b>	<b>1</b>	<b>0</b>	<b>233</b>	<b>11</b>	<b>7</b>	<b>1</b>	<b>253</b>	<b>330</b>	<b>-78</b>



### Membership Composition June 2024 Cumulative



### Gender Composition June 2024 Cumulative

