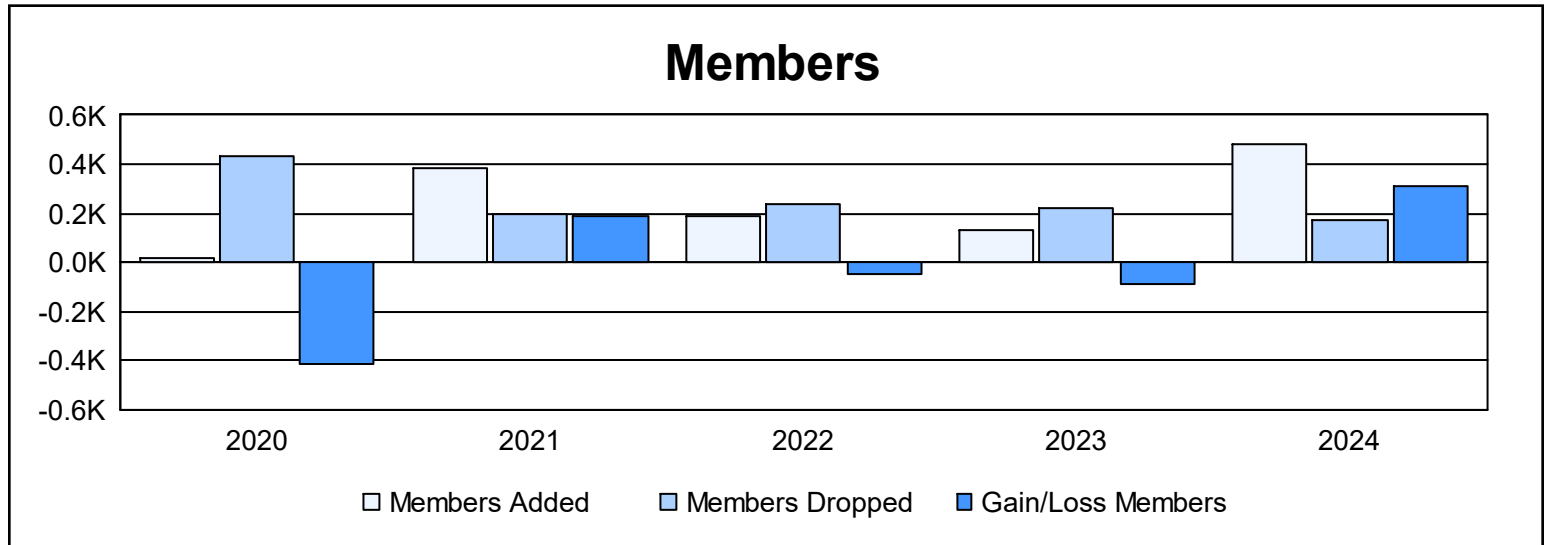
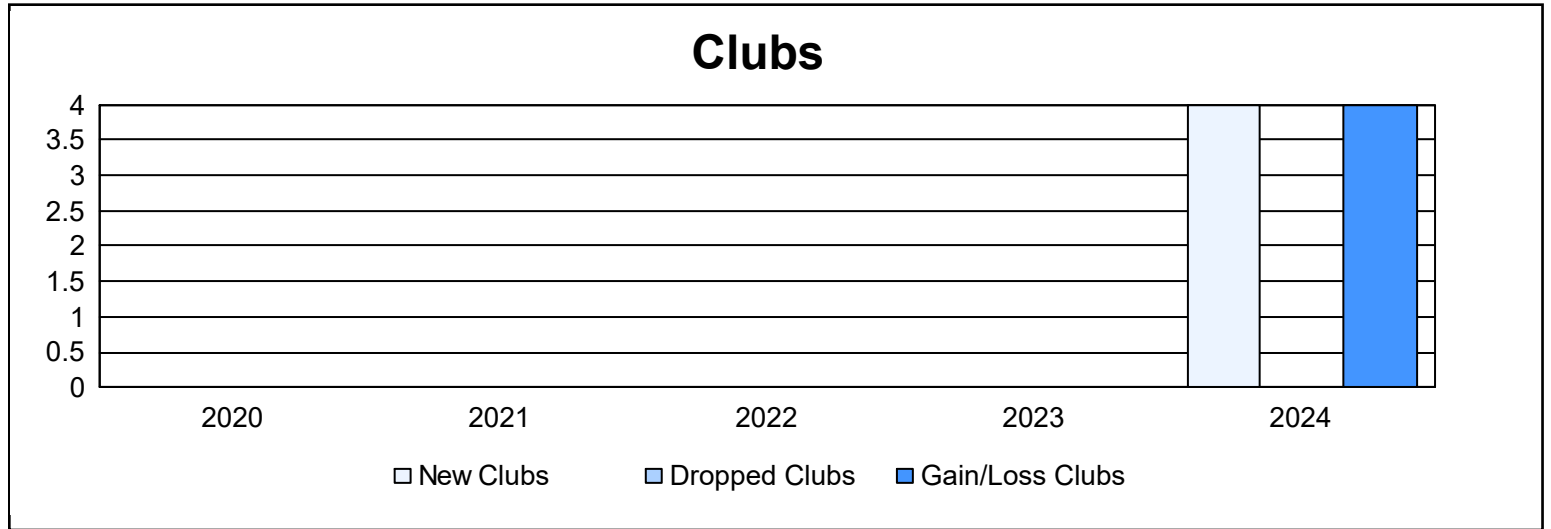
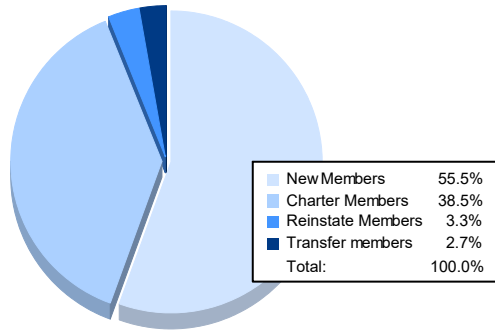


Year	New Clubs	Dropped Clubs	Gain/ Loss Clubs	New Members	Charter Members	Reinstate Members	Transfer Members	Total Member Added	Total Members Dropped	Gain/ Loss Members
2019-2020	0	0	0	0	14	0	3	17	433	-416
2020-2021	0	0	0	306	37	18	25	386	194	192
2021-2022	0	0	0	155	15	5	11	186	235	-49
2022-2023	0	0	0	97	17	3	12	129	221	-92
2023-2024	4	0	4	268	186	16	13	483	170	313
<b>Average</b>	<b>1</b>	<b>0</b>	<b>1</b>	<b>165</b>	<b>54</b>	<b>8</b>	<b>13</b>	<b>240</b>	<b>251</b>	<b>-10</b>



### Membership Composition June 2024 Cumulative



### Gender Composition June 2024 Cumulative

