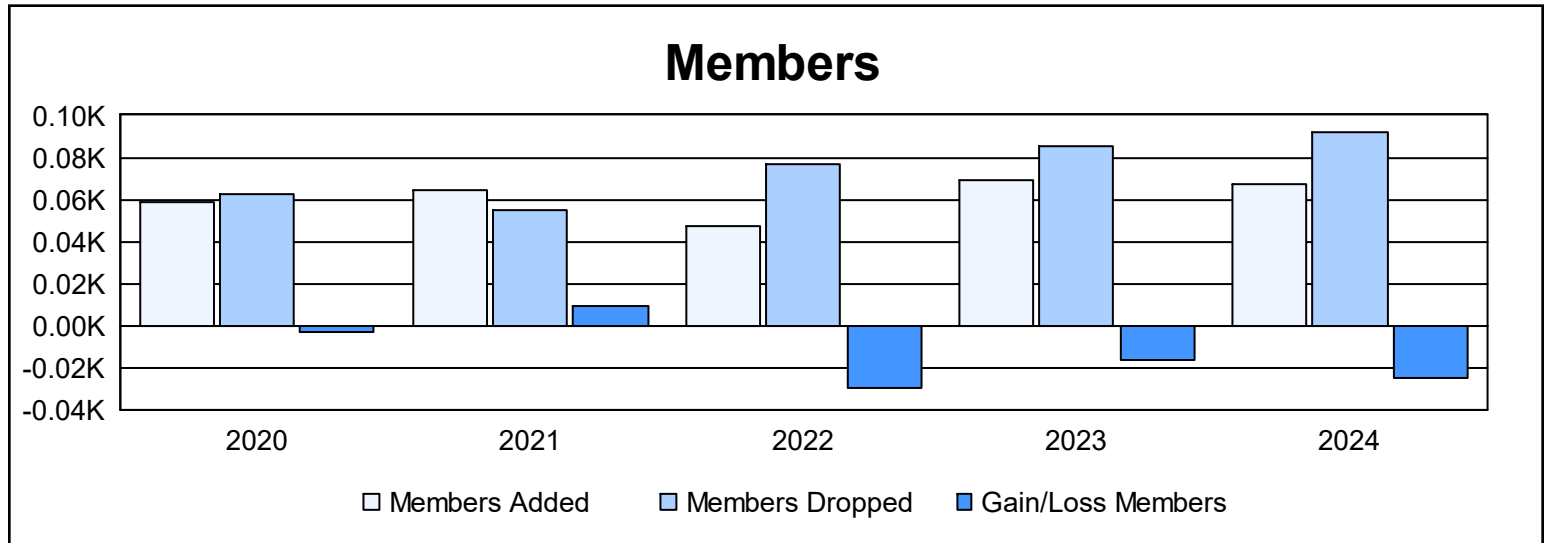
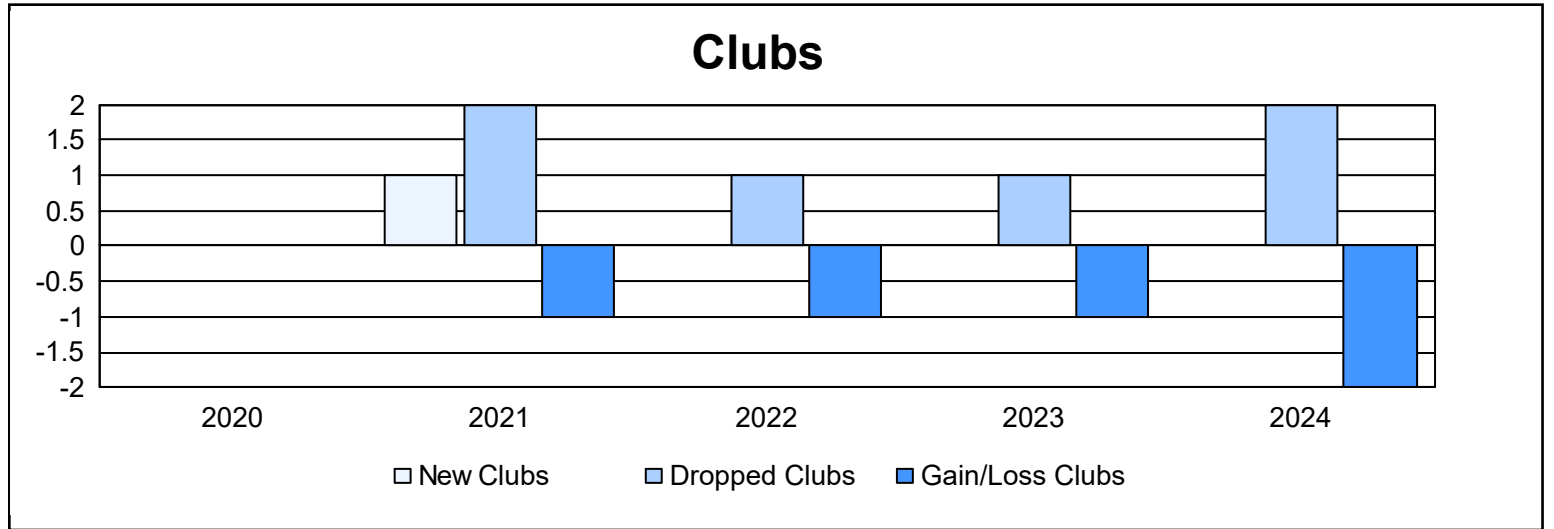
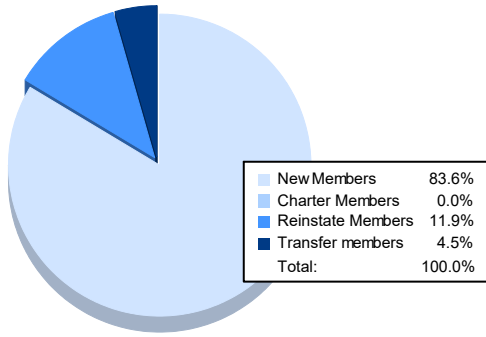


Year	New Clubs	Dropped Clubs	Gain/ Loss Clubs	New Members	Charter Members	Reinstate Members	Transfer Members	Total Member Added	Total Members Dropped	Gain/ Loss Members
2019-2020	0	0	0	43	1	9	6	59	62	-3
2020-2021	1	2	-1	40	20	4	0	64	55	9
2021-2022	0	1	-1	42	0	5	0	47	77	-30
2022-2023	0	1	-1	60	0	4	5	69	85	-16
2023-2024	0	2	-2	56	0	8	3	67	92	-25
<b>Average</b>	<b>0</b>	<b>1</b>	<b>-1</b>	<b>48</b>	<b>4</b>	<b>6</b>	<b>3</b>	<b>61</b>	<b>74</b>	<b>-13</b>



### Membership Composition June 2024 Cumulative



### Gender Composition June 2024 Cumulative

