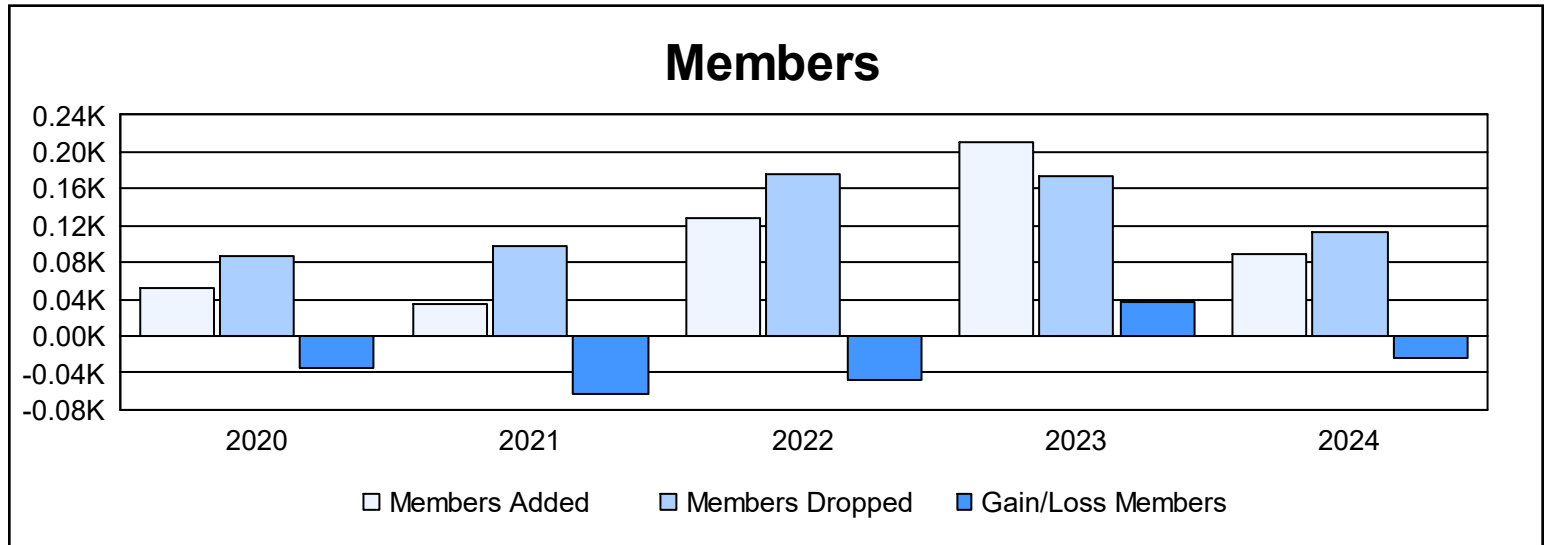
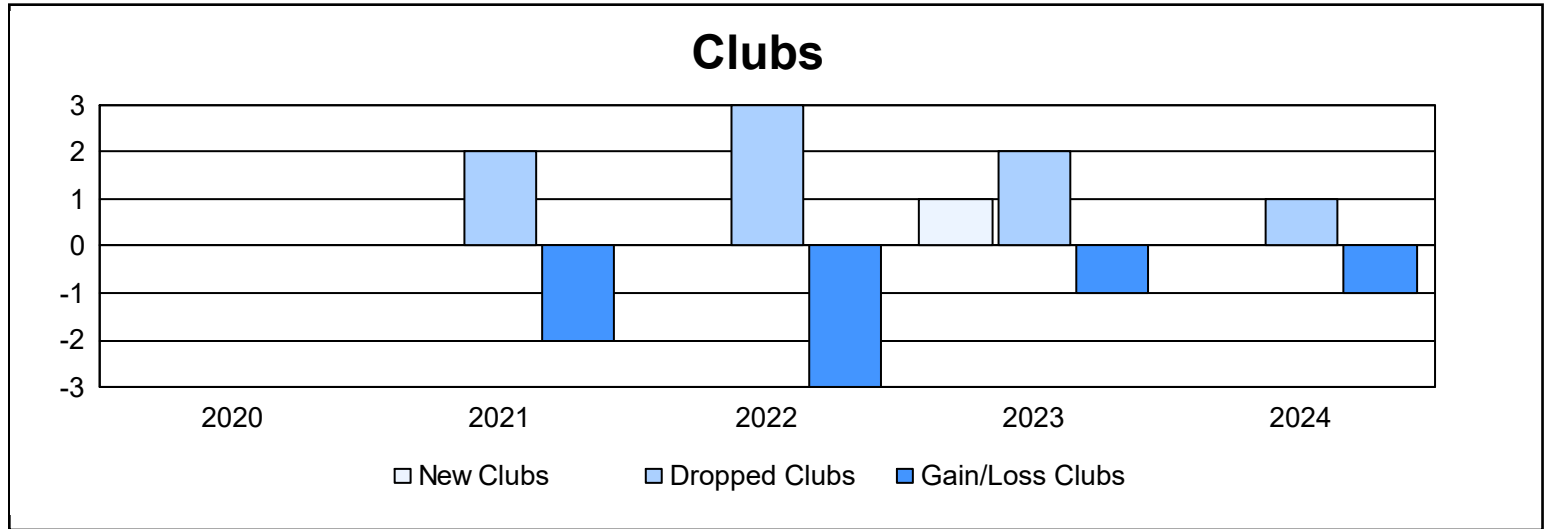
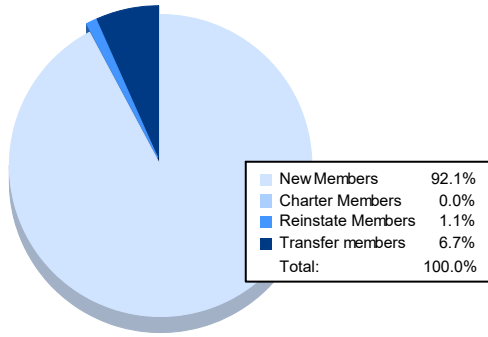


Year	New Clubs	Dropped Clubs	Gain/ Loss Clubs	New Members	Charter Members	Reinstate Members	Transfer Members	Total Member Added	Total Members Dropped	Gain/ Loss Members
2019-2020	0	0	0	45	0	1	5	51	86	-35
2020-2021	0	2	-2	28	0	2	5	35	97	-62
2021-2022	0	3	-3	101	0	24	3	128	176	-48
2022-2023	1	2	-1	94	47	47	22	210	173	37
2023-2024	0	1	-1	82	0	1	6	89	112	-23
<b>Average</b>	<b>0</b>	<b>2</b>	<b>-1</b>	<b>70</b>	<b>9</b>	<b>15</b>	<b>8</b>	<b>103</b>	<b>129</b>	<b>-26</b>



### Membership Composition June 2024 Cumulative



### Gender Composition June 2024 Cumulative

