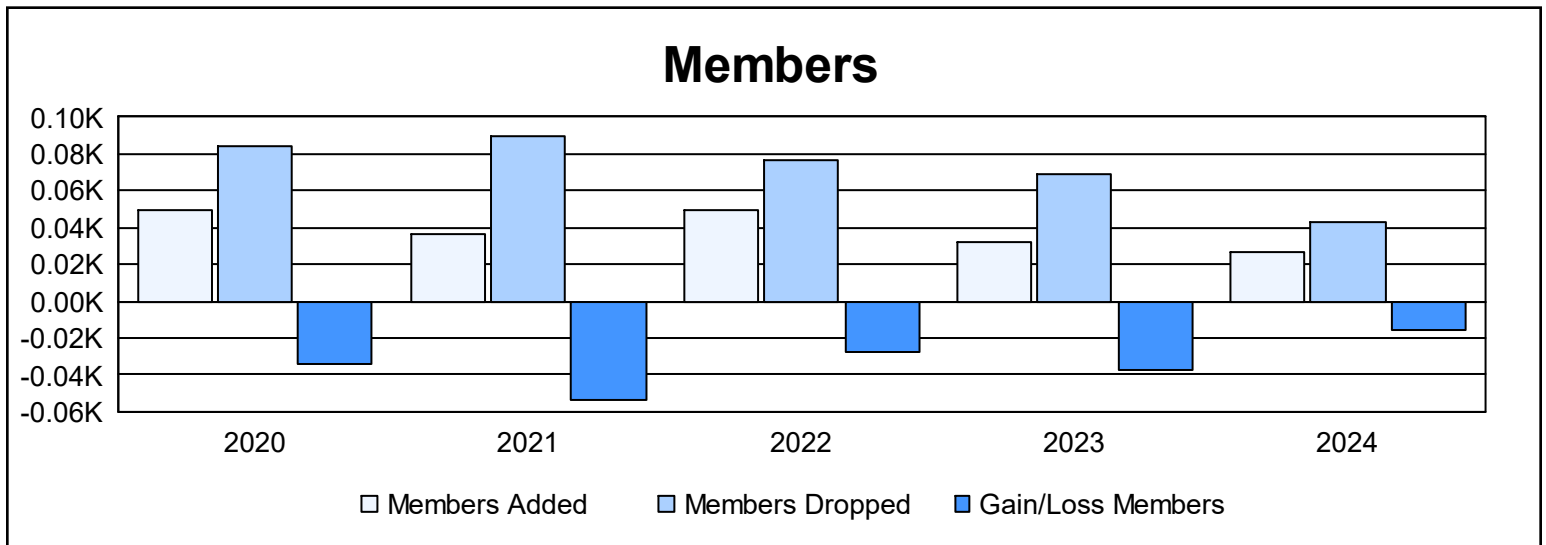
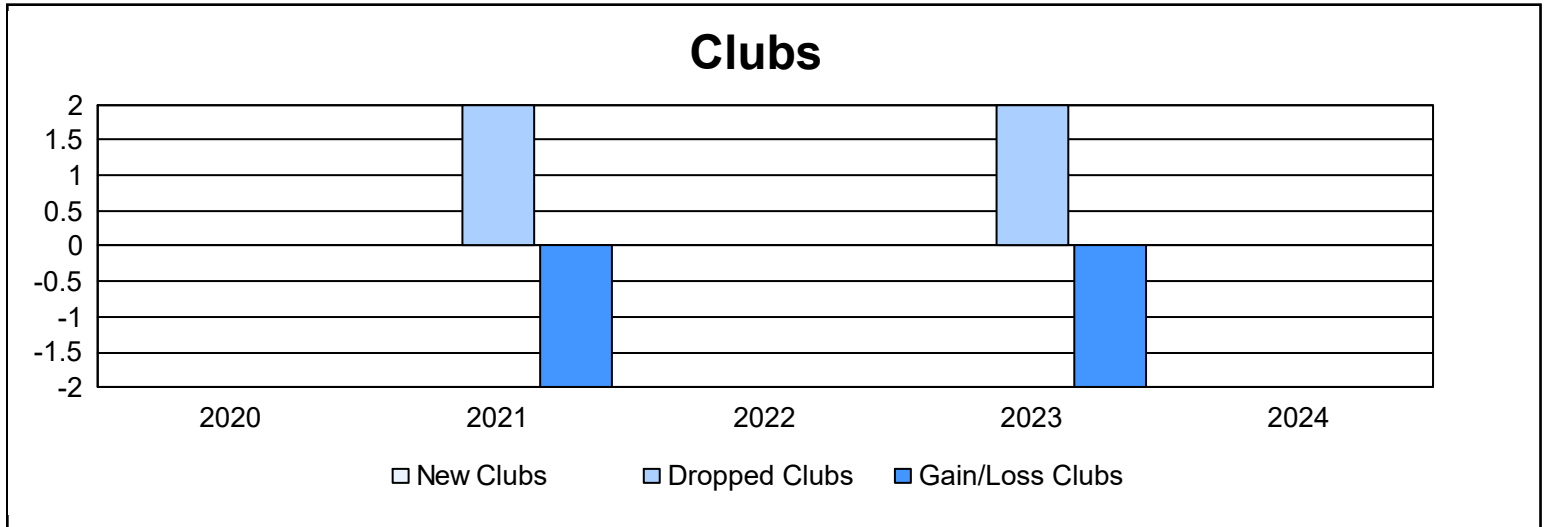
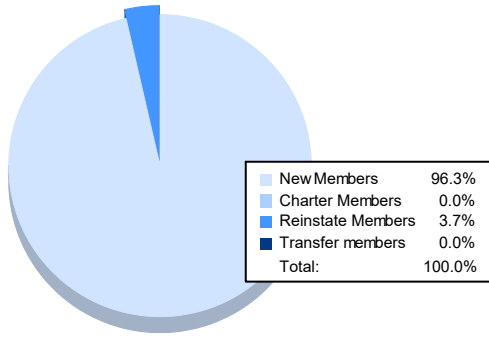


Year	New Clubs	Dropped Clubs	Gain/ Loss Clubs	New Members	Charter Members	Reinstate Members	Transfer Members	Total Member Added	Total Members Dropped	Gain/ Loss Members
2019-2020	0	0	0	41	0	7	2	50	84	-34
2020-2021	0	2	-2	32	1	1	2	36	90	-54
2021-2022	0	0	0	43	0	3	3	49	77	-28
2022-2023	0	2	-2	27	0	3	2	32	69	-37
2023-2024	0	0	0	26	0	1	0	27	43	-16
<b>Average</b>	<b>0</b>	<b>1</b>	<b>-1</b>	<b>34</b>	<b>0</b>	<b>3</b>	<b>2</b>	<b>39</b>	<b>73</b>	<b>-34</b>



### Membership Composition June 2024 Cumulative



### Gender Composition June 2024 Cumulative

