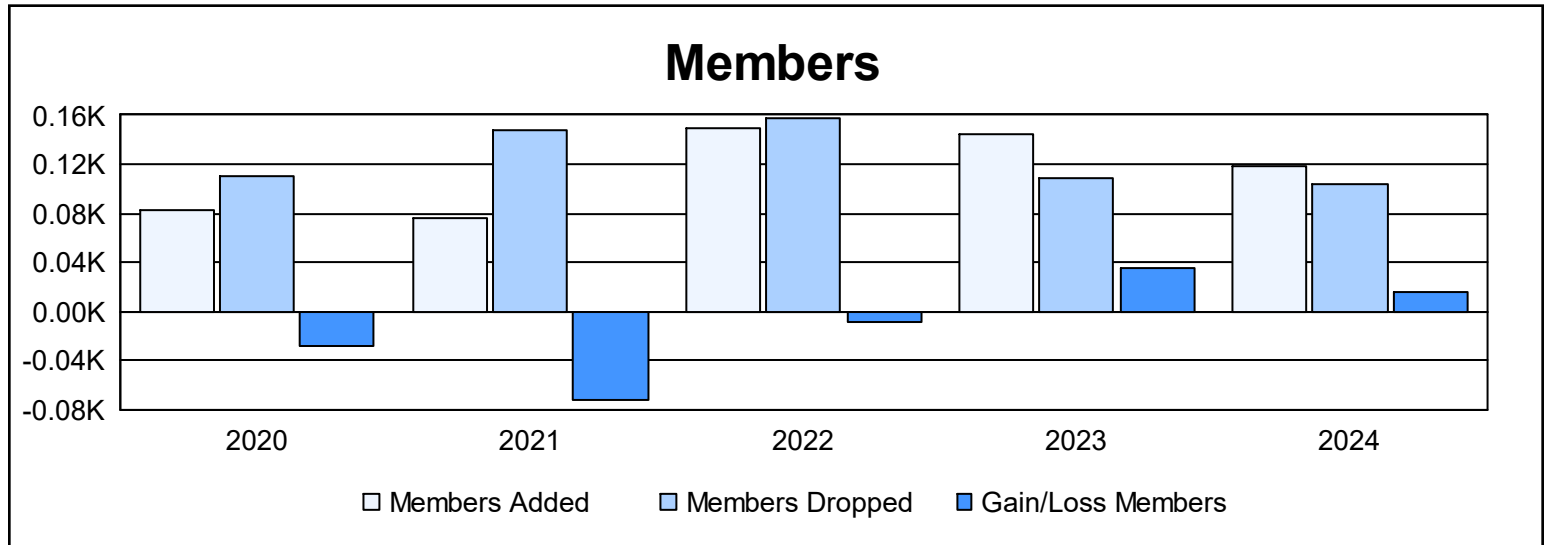
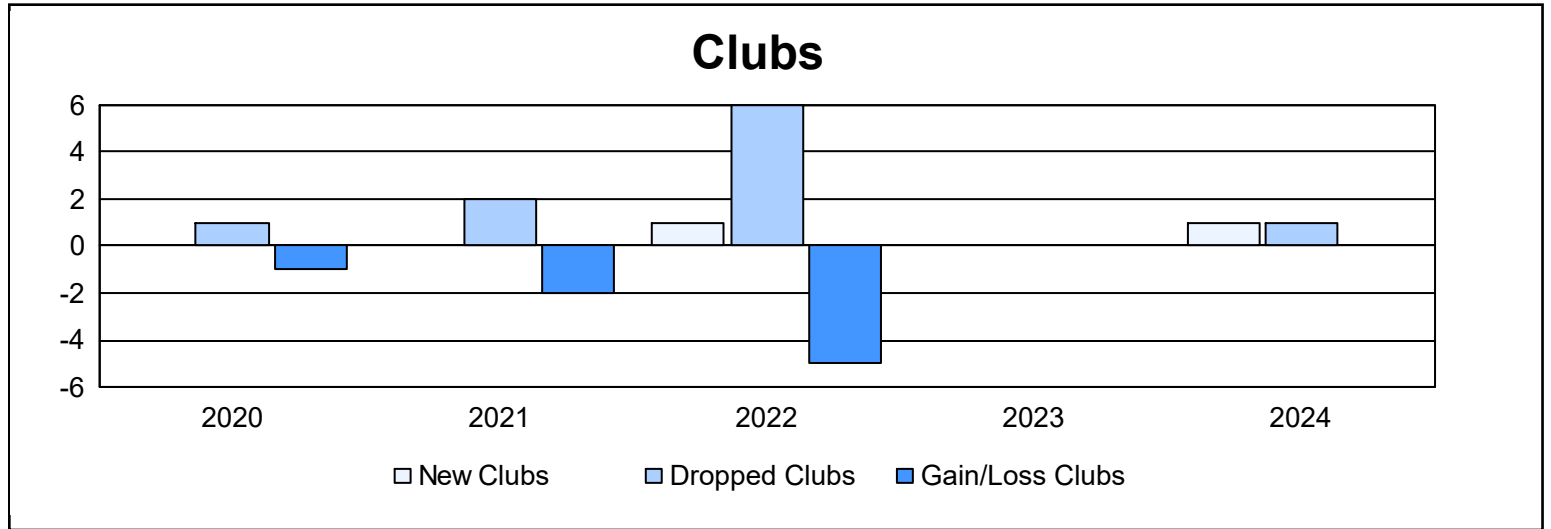
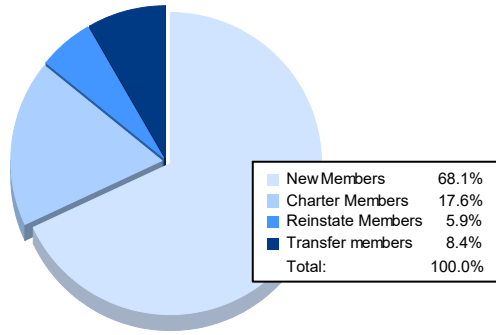


Year	New Clubs	Dropped Clubs	Gain/ Loss Clubs	New Members	Charter Members	Reinstate Members	Transfer Members	Total Member Added	Total Members Dropped	Gain/ Loss Members
2019-2020	0	1	-1	75	0	5	2	82	110	-28
2020-2021	0	2	-2	62	0	11	3	76	148	-72
2021-2022	1	6	-5	86	40	16	7	149	158	-9
2022-2023	0	0	0	135	0	6	4	145	109	36
2023-2024	1	1	0	81	21	7	10	119	103	16
<b>Average</b>	<b>0</b>	<b>2</b>	<b>-2</b>	<b>88</b>	<b>12</b>	<b>9</b>	<b>5</b>	<b>114</b>	<b>126</b>	<b>-11</b>



### Membership Composition June 2024 Cumulative



### Gender Composition June 2024 Cumulative

