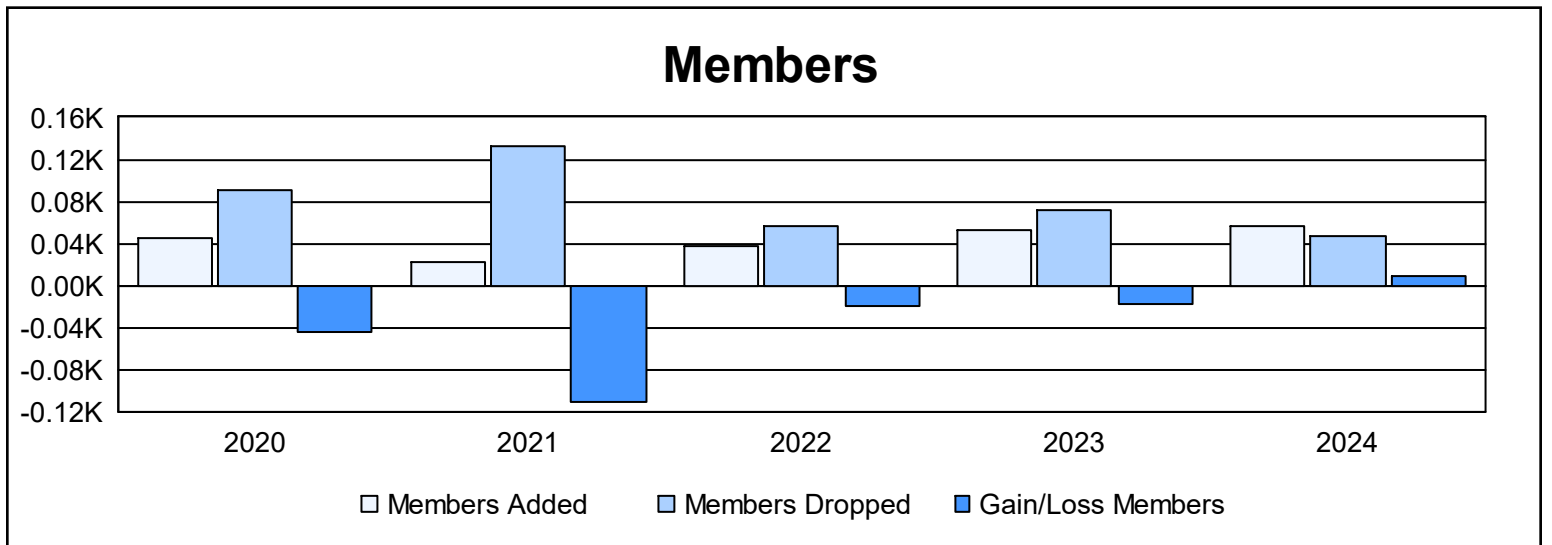
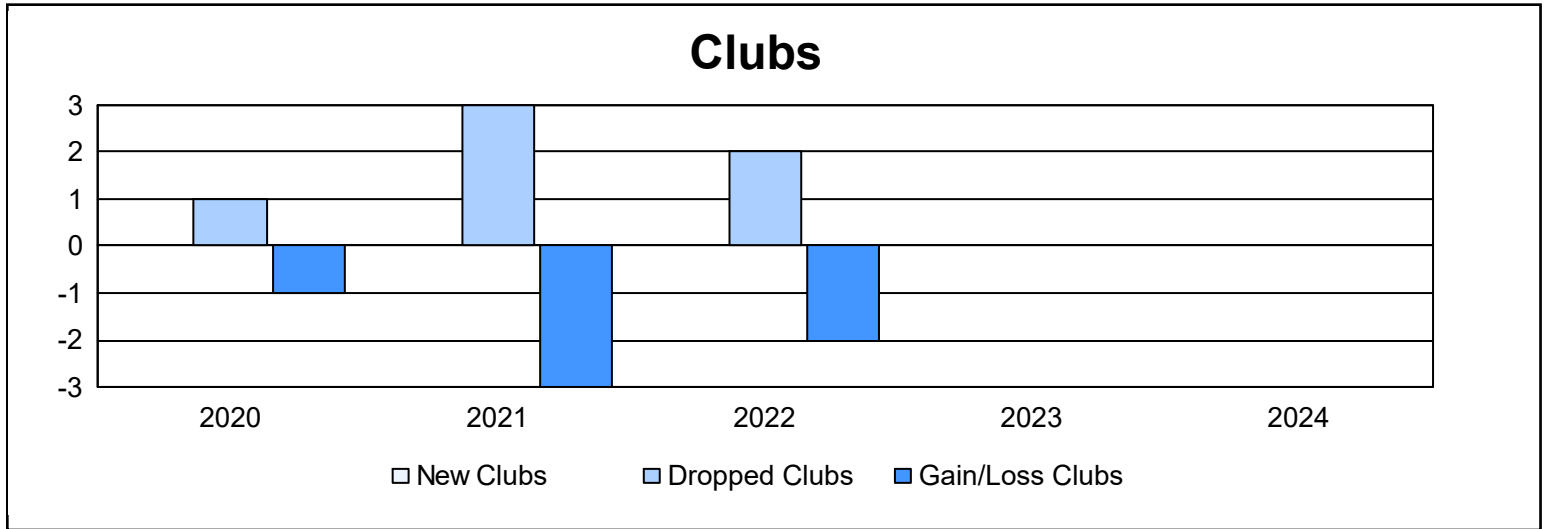
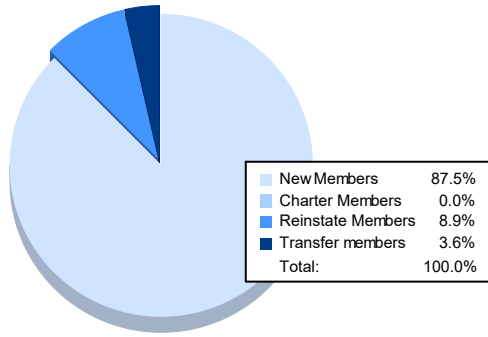


Year	New Clubs	Dropped Clubs	Gain/ Loss Clubs	New Members	Charter Members	Reinstate Members	Transfer Members	Total Member Added	Total Members Dropped	Gain/ Loss Members
2019-2020	0	1	-1	28	4	10	3	45	90	-45
2020-2021	0	3	-3	22	0	0	0	22	132	-110
2021-2022	0	2	-2	25	2	10	0	37	56	-19
2022-2023	0	0	0	47	0	5	1	53	71	-18
2023-2024	0	0	0	49	0	5	2	56	47	9
<b>Average</b>	<b>0</b>	<b>1</b>	<b>-1</b>	<b>34</b>	<b>1</b>	<b>6</b>	<b>1</b>	<b>43</b>	<b>79</b>	<b>-37</b>



### Membership Composition June 2024 Cumulative



### Gender Composition June 2024 Cumulative

