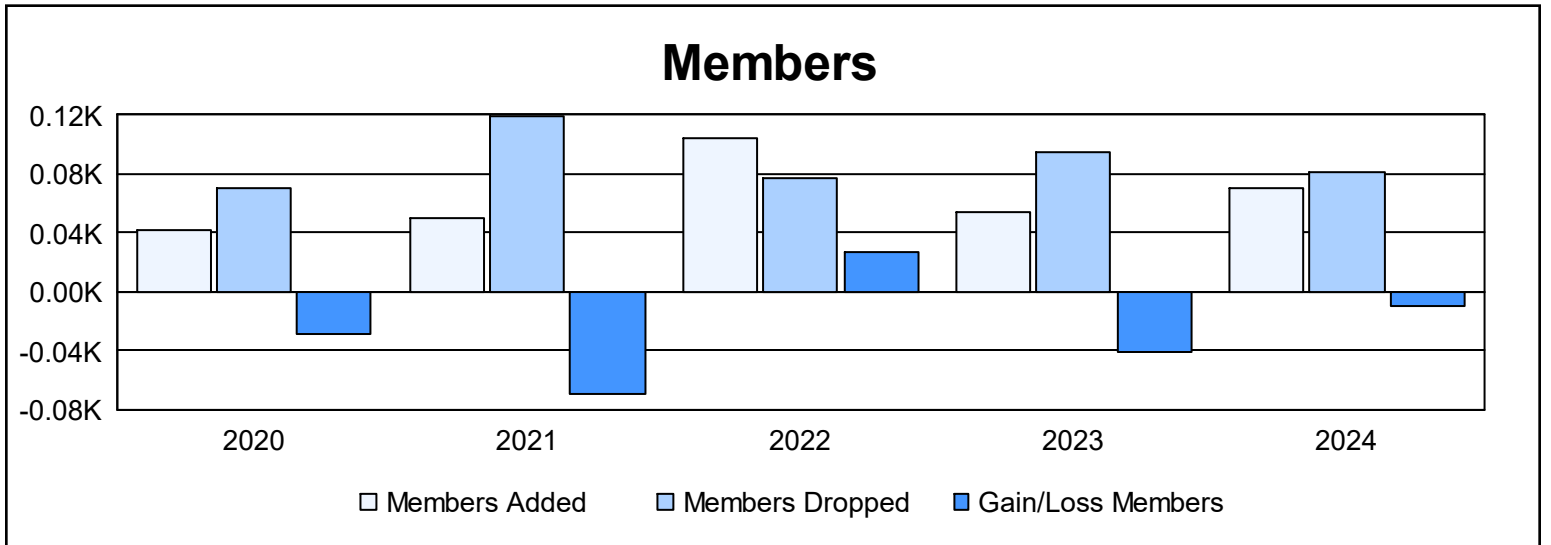
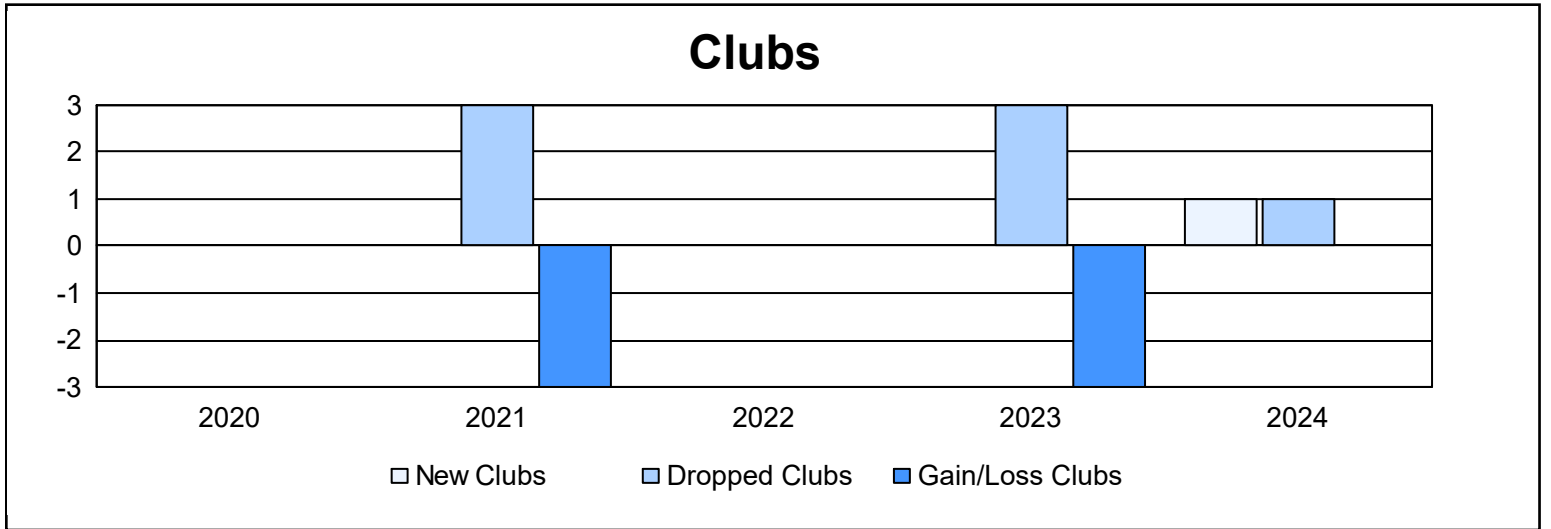
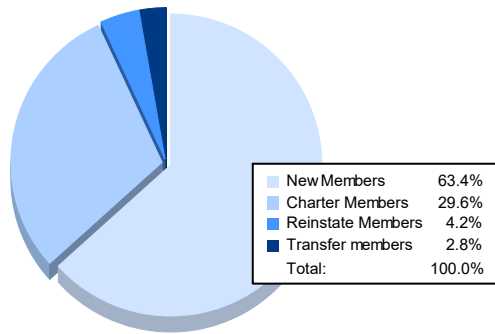


| Year | New Clubs | Dropped Clubs | Gain/ Loss Clubs | New Members | Charter Members | Reinstate Members | Transfer Members | Total Member Added | Total Members Dropped | Gain/ Loss Members |
|----------------|-----------|---------------|------------------|-------------|-----------------|-------------------|------------------|--------------------|-----------------------|--------------------|
| 2019-2020 | 0 | 0 | 0 | 37 | 0 | 4 | 1 | 42 | 70 | -28 |
| 2020-2021 | 0 | 3 | -3 | 25 | 0 | 25 | 0 | 50 | 119 | -69 |
| 2021-2022 | 0 | 0 | 0 | 49 | 2 | 52 | 1 | 104 | 77 | 27 |
| 2022-2023 | 0 | 3 | -3 | 47 | 0 | 1 | 6 | 54 | 95 | -41 |
| 2023-2024 | 1 | 1 | 0 | 45 | 21 | 3 | 2 | 71 | 81 | -10 |
| Average | 0 | 1 | -1 | 41 | 5 | 17 | 2 | 64 | 88 | -24 |



Membership Composition June 2024 Cumulative



Gender Composition June 2024 Cumulative

