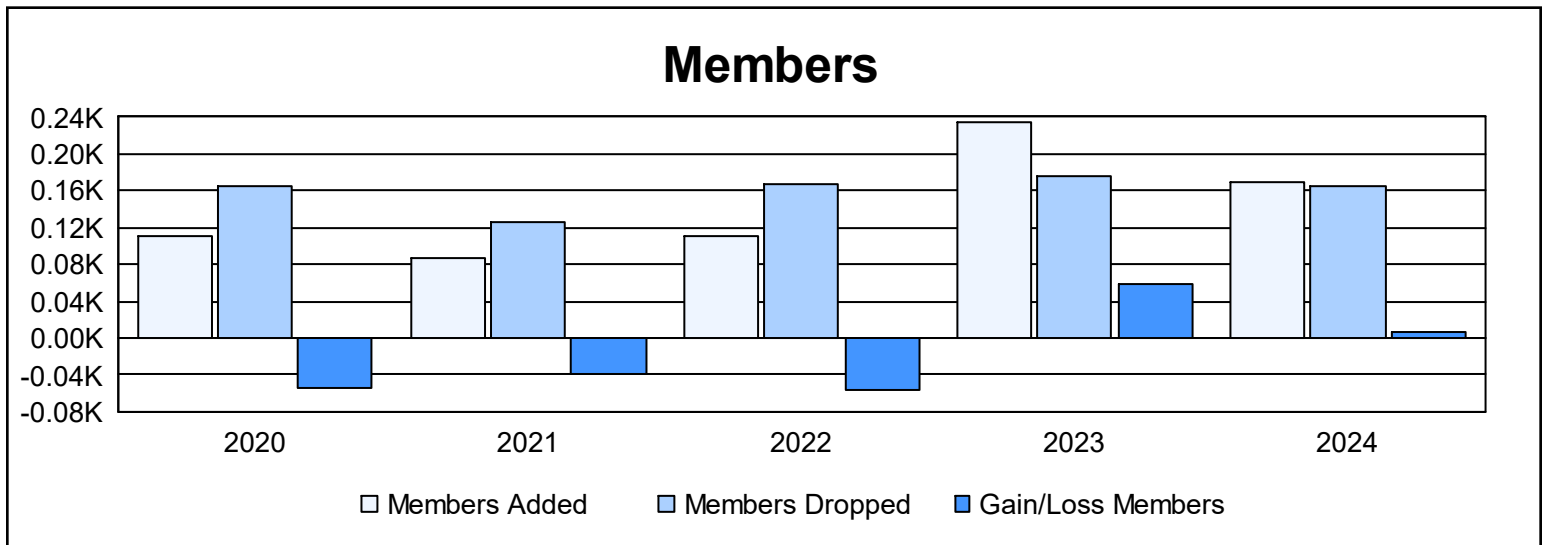
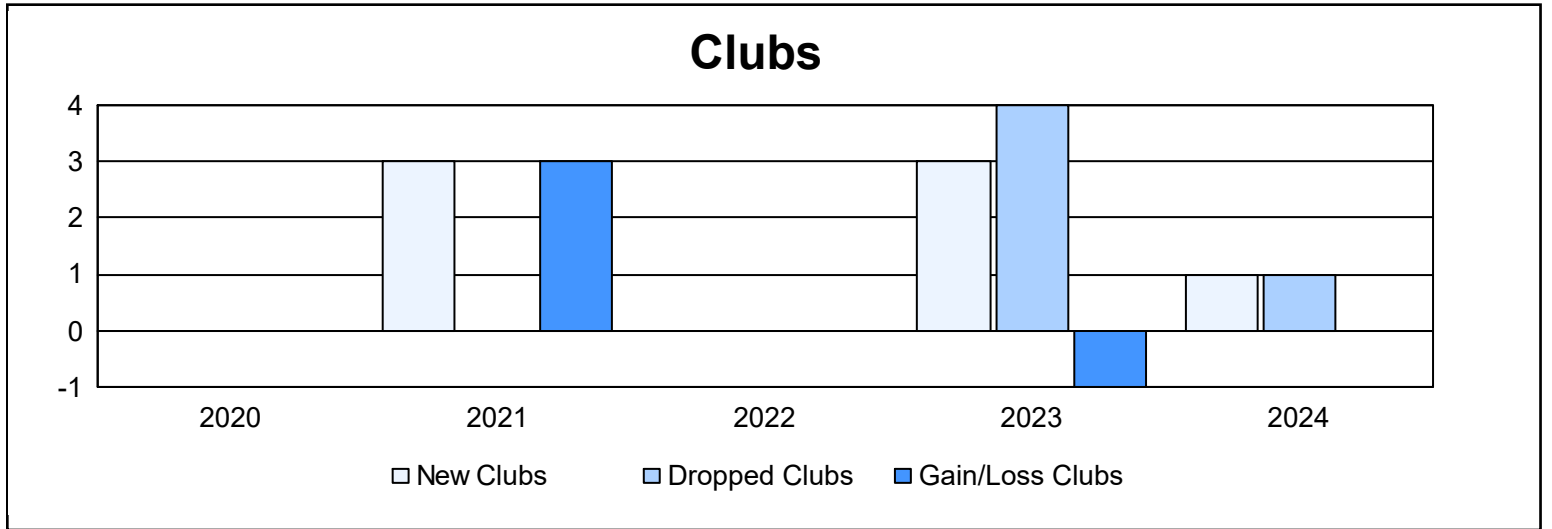
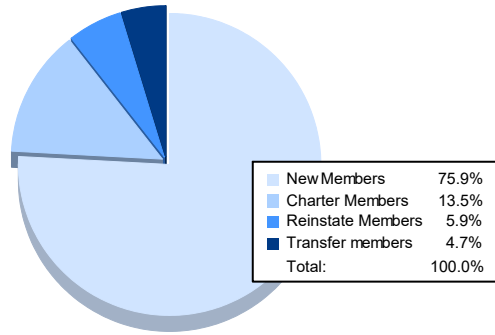


Year	New Clubs	Dropped Clubs	Gain/ Loss Clubs	New Members	Charter Members	Reinstate Members	Transfer Members	Total Member Added	Total Members Dropped	Gain/ Loss Members
2019-2020	0	0	0	89	1	8	12	110	165	-55
2020-2021	3	0	3	42	27	13	4	86	126	-40
2021-2022	0	0	0	90	3	9	9	111	167	-56
2022-2023	3	4	-1	136	71	10	18	235	176	59
2023-2024	1	1	0	129	23	10	8	170	164	6
<b>Average</b>	<b>1</b>	<b>1</b>	<b>0</b>	<b>97</b>	<b>25</b>	<b>10</b>	<b>10</b>	<b>142</b>	<b>160</b>	<b>-17</b>



### Membership Composition June 2024 Cumulative



### Gender Composition June 2024 Cumulative

