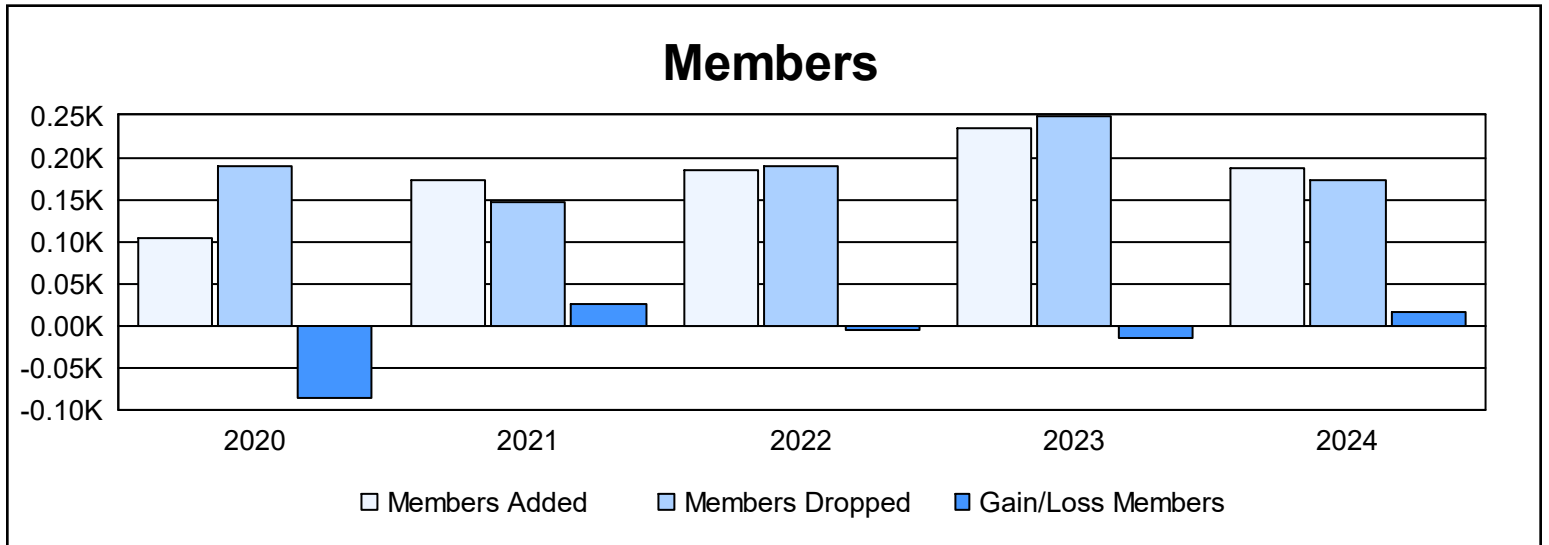
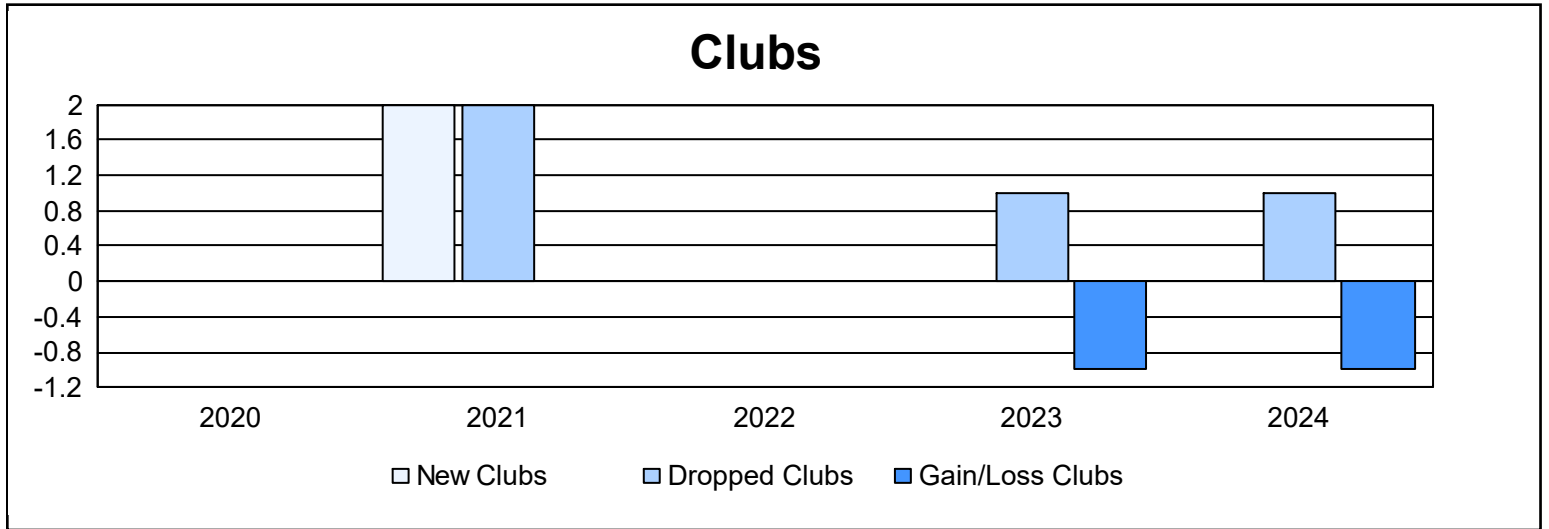
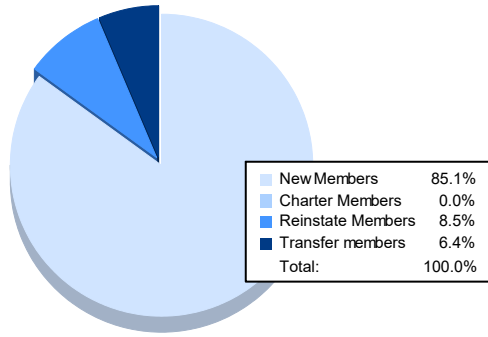


| Year | New Clubs | Dropped Clubs | Gain/ Loss Clubs | New Members | Charter Members | Reinstate Members | Transfer Members | Total Member Added | Total Members Dropped | Gain/ Loss Members |
|----------------|-----------|---------------|------------------|-------------|-----------------|-------------------|------------------|--------------------|-----------------------|--------------------|
| 2019-2020 | 0 | 0 | 0 | 89 | 2 | 8 | 6 | 105 | 190 | -85 |
| 2020-2021 | 2 | 2 | 0 | 86 | 68 | 7 | 12 | 173 | 147 | 26 |
| 2021-2022 | 0 | 0 | 0 | 167 | 2 | 6 | 9 | 184 | 190 | -6 |
| 2022-2023 | 0 | 1 | -1 | 208 | 3 | 14 | 10 | 235 | 249 | -14 |
| 2023-2024 | 0 | 1 | -1 | 160 | 0 | 16 | 12 | 188 | 172 | 16 |
| Average | 0 | 1 | 0 | 142 | 15 | 10 | 10 | 177 | 190 | -13 |



Membership Composition June 2024 Cumulative



Gender Composition June 2024 Cumulative

