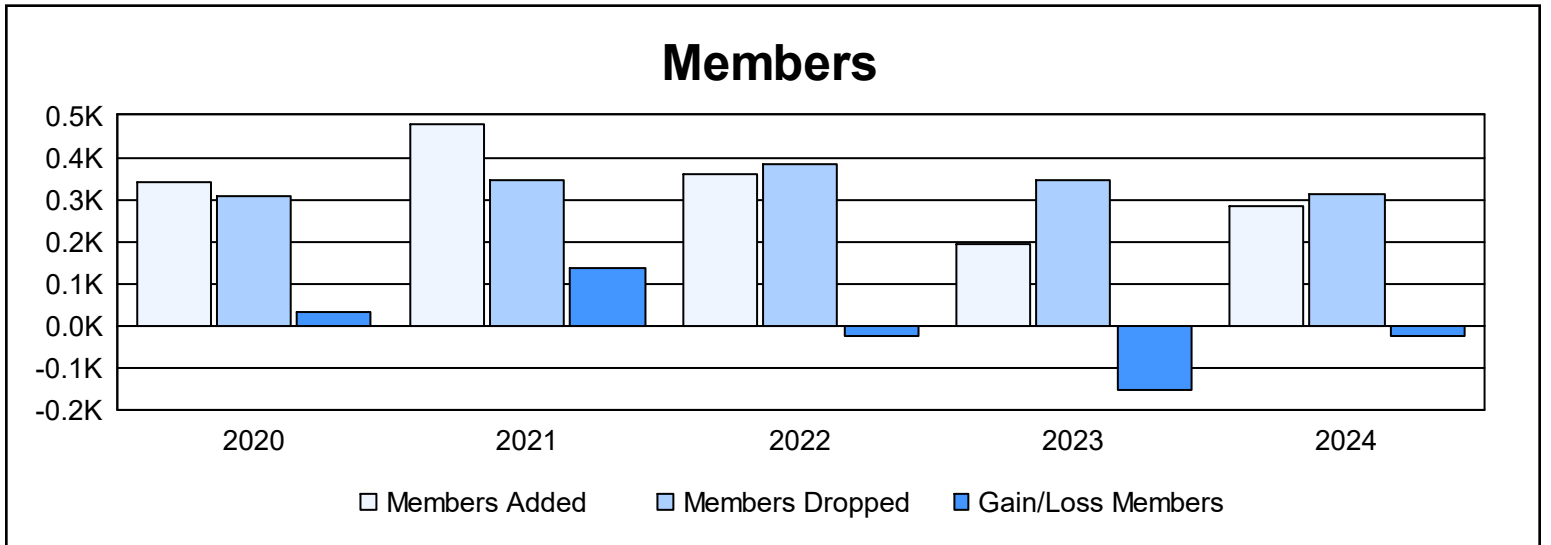
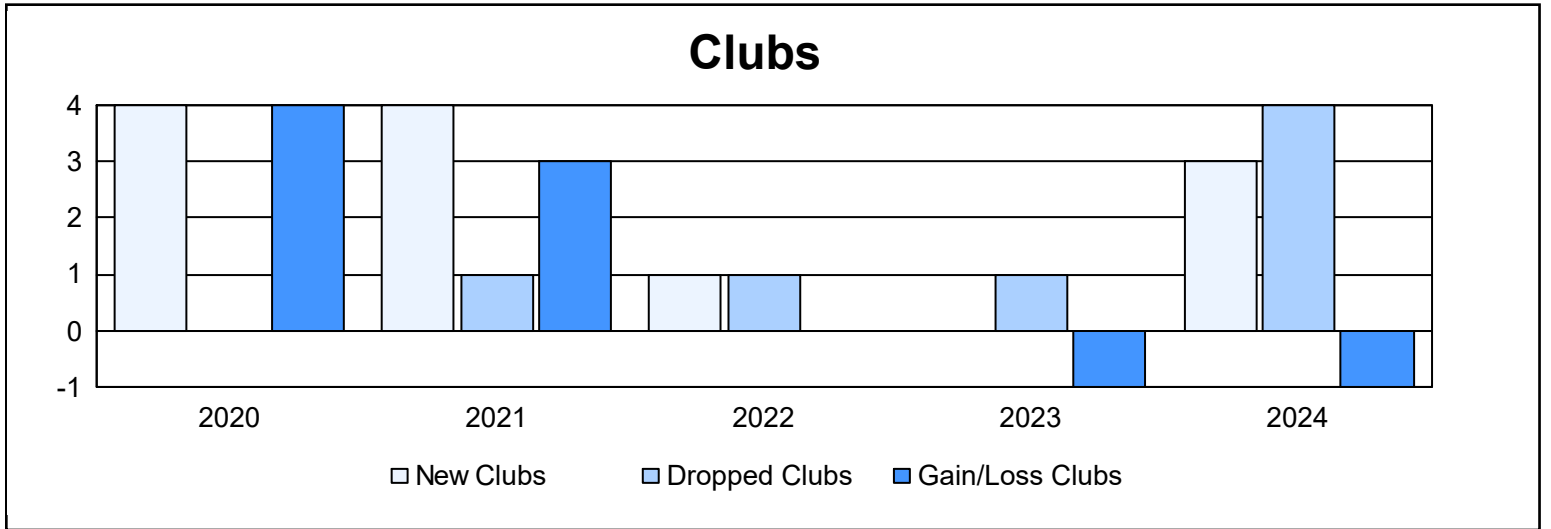
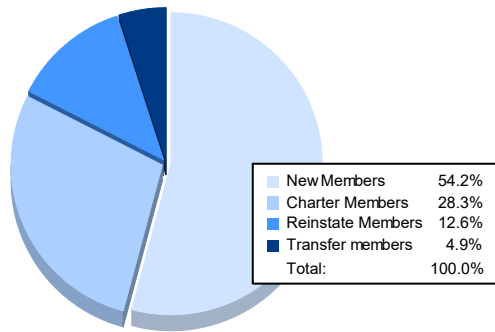


Year	New Clubs	Dropped Clubs	Gain/ Loss Clubs	New Members	Charter Members	Reinstate Members	Transfer Members	Total Member Added	Total Members Dropped	Gain/ Loss Members
2019-2020	4	0	4	189	133	15	4	341	307	34
2020-2021	4	1	3	336	128	12	3	479	344	135
2021-2022	1	1	0	288	47	20	5	360	384	-24
2022-2023	0	1	-1	172	5	9	6	192	344	-152
2023-2024	3	4	-1	155	81	36	14	286	311	-25
<b>Average</b>	<b>2</b>	<b>1</b>	<b>1</b>	<b>228</b>	<b>79</b>	<b>18</b>	<b>6</b>	<b>332</b>	<b>338</b>	<b>-6</b>



### Membership Composition June 2024 Cumulative



### Gender Composition June 2024 Cumulative

