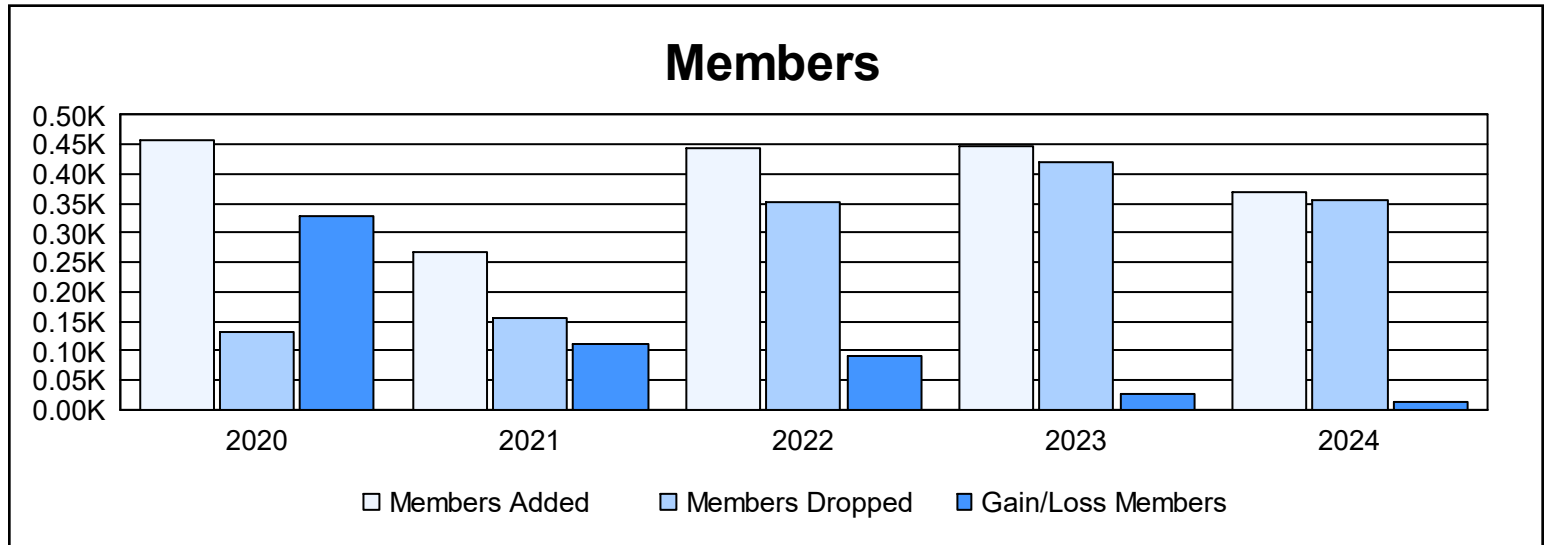
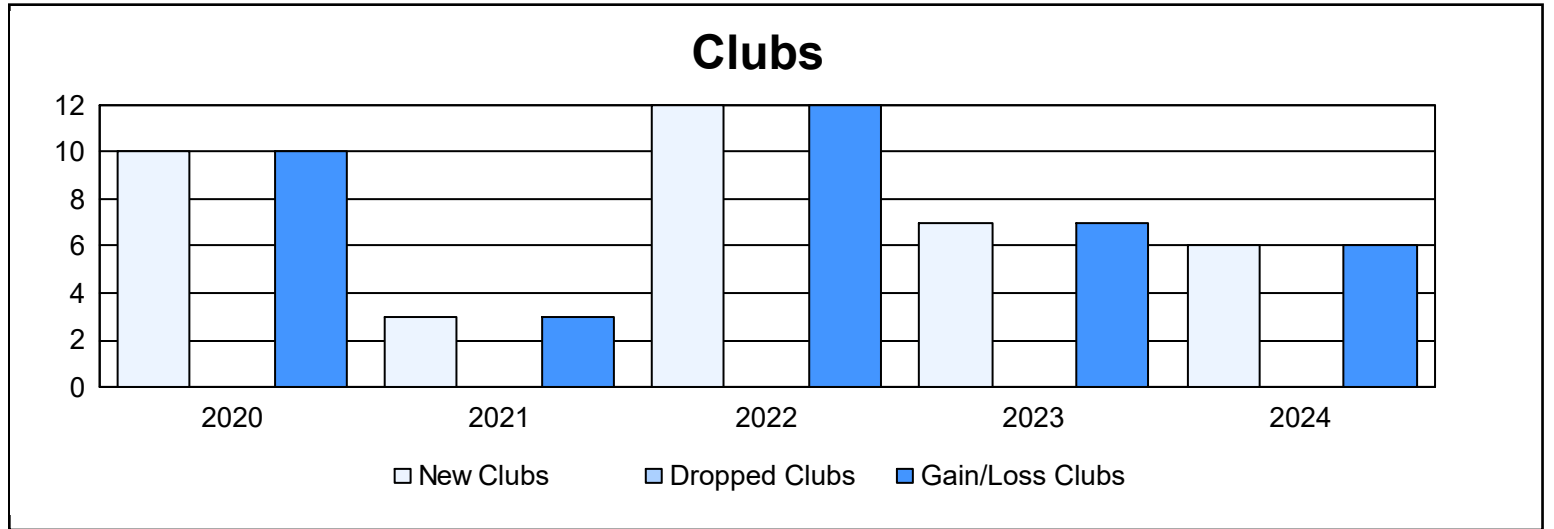
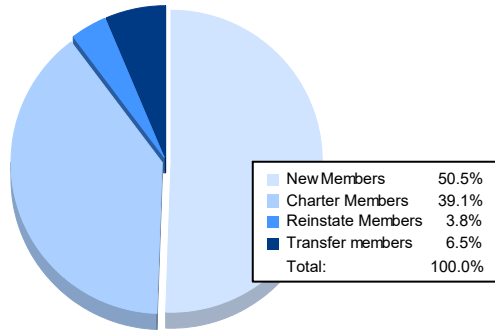


Year	New Clubs	Dropped Clubs	Gain/ Loss Clubs	New Members	Charter Members	Reinstate Members	Transfer Members	Total Member Added	Total Members Dropped	Gain/ Loss Members
2019-2020	10	0	10	209	229	3	18	459	132	327
2020-2021	3	0	3	172	70	8	16	266	156	110
2021-2022	12	0	12	152	283	4	6	445	353	92
2022-2023	7	0	7	205	226	11	4	446	420	26
2023-2024	6	0	6	186	144	14	24	368	355	13
<b>Average</b>	<b>8</b>	<b>0</b>	<b>8</b>	<b>185</b>	<b>190</b>	<b>8</b>	<b>14</b>	<b>397</b>	<b>283</b>	<b>114</b>



### Membership Composition June 2024 Cumulative



### Gender Composition June 2024 Cumulative

