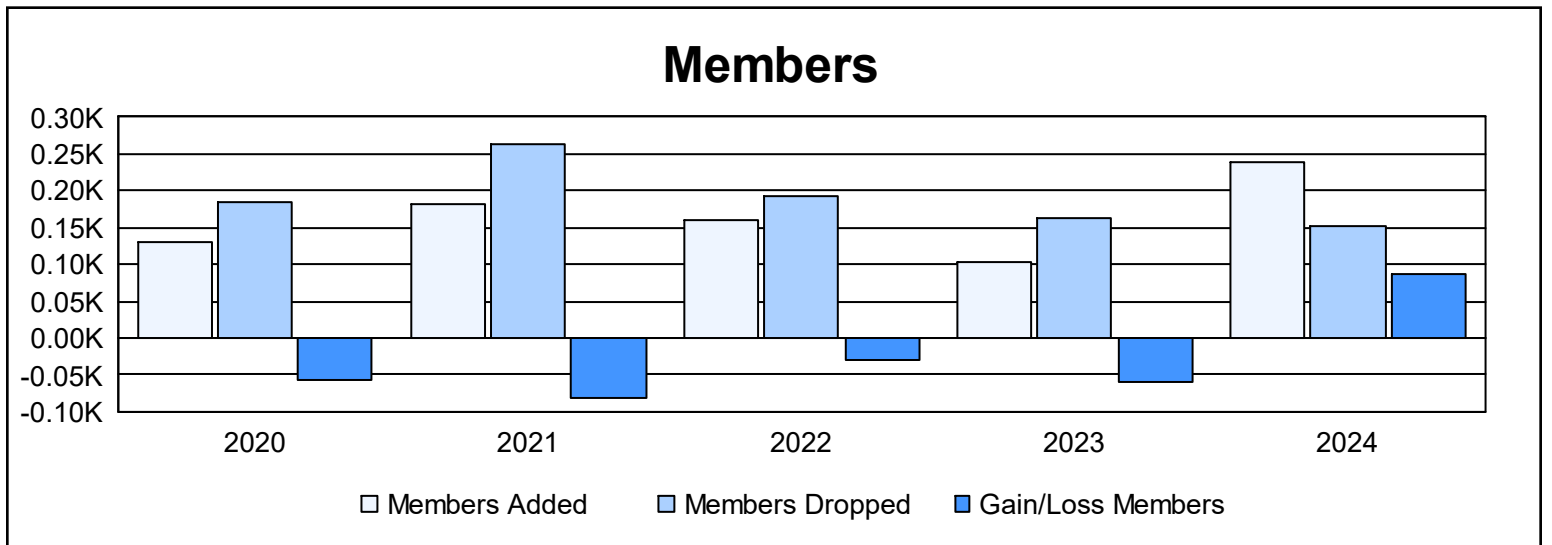
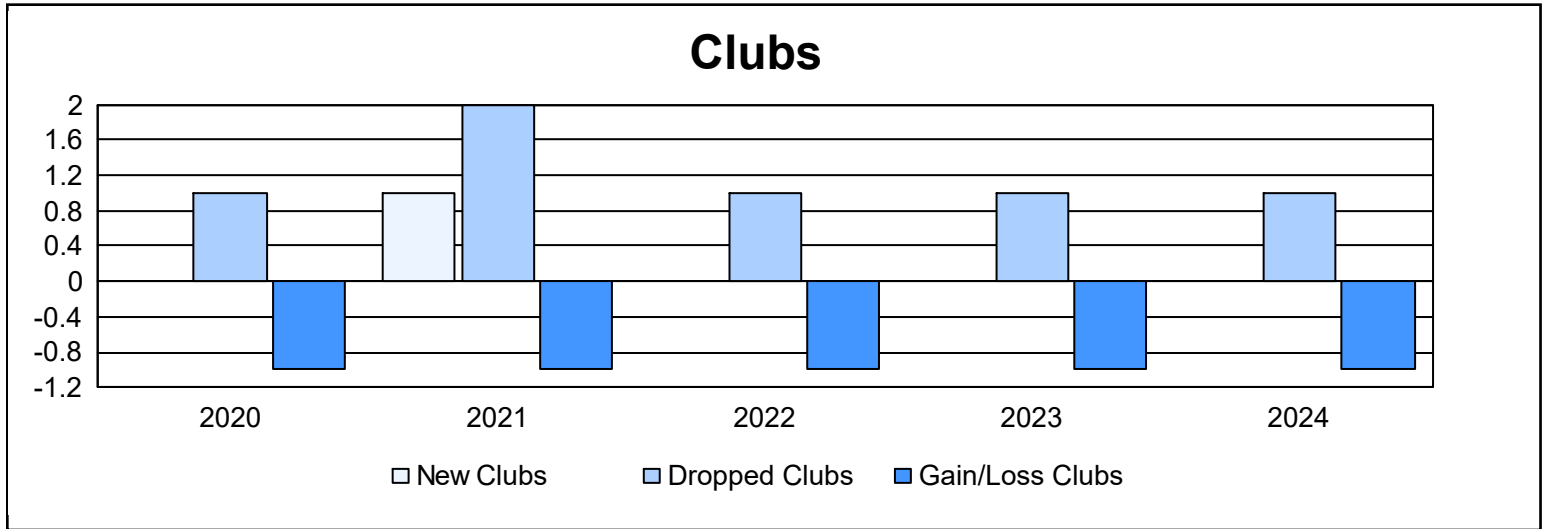
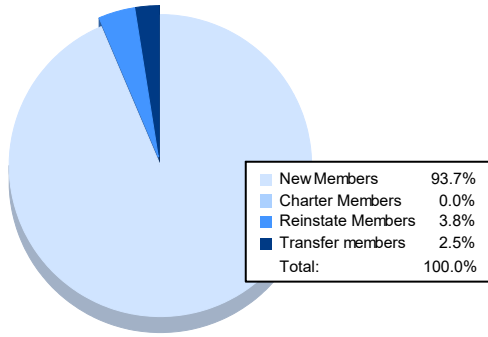


Year	New Clubs	Dropped Clubs	Gain/ Loss Clubs	New Members	Charter Members	Reinstate Members	Transfer Members	Total Member Added	Total Members Dropped	Gain/ Loss Members
2019-2020	0	1	-1	121	3	2	3	129	185	-56
2020-2021	1	2	-1	97	33	52	0	182	263	-81
2021-2022	0	1	-1	116	7	35	3	161	192	-31
2022-2023	0	1	-1	93	0	6	4	103	163	-60
2023-2024	0	1	-1	223	0	9	6	238	152	86
<b>Average</b>	<b>0</b>	<b>1</b>	<b>-1</b>	<b>130</b>	<b>9</b>	<b>21</b>	<b>3</b>	<b>163</b>	<b>191</b>	<b>-28</b>



### Membership Composition June 2024 Cumulative



### Gender Composition June 2024 Cumulative

