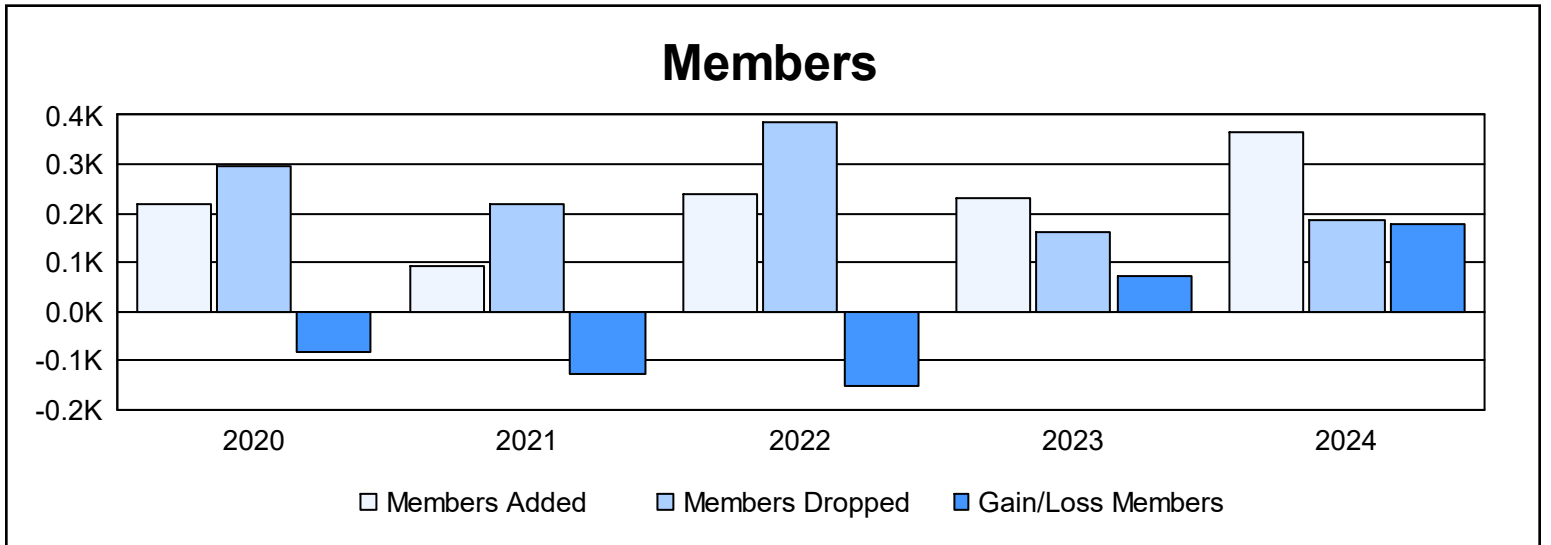
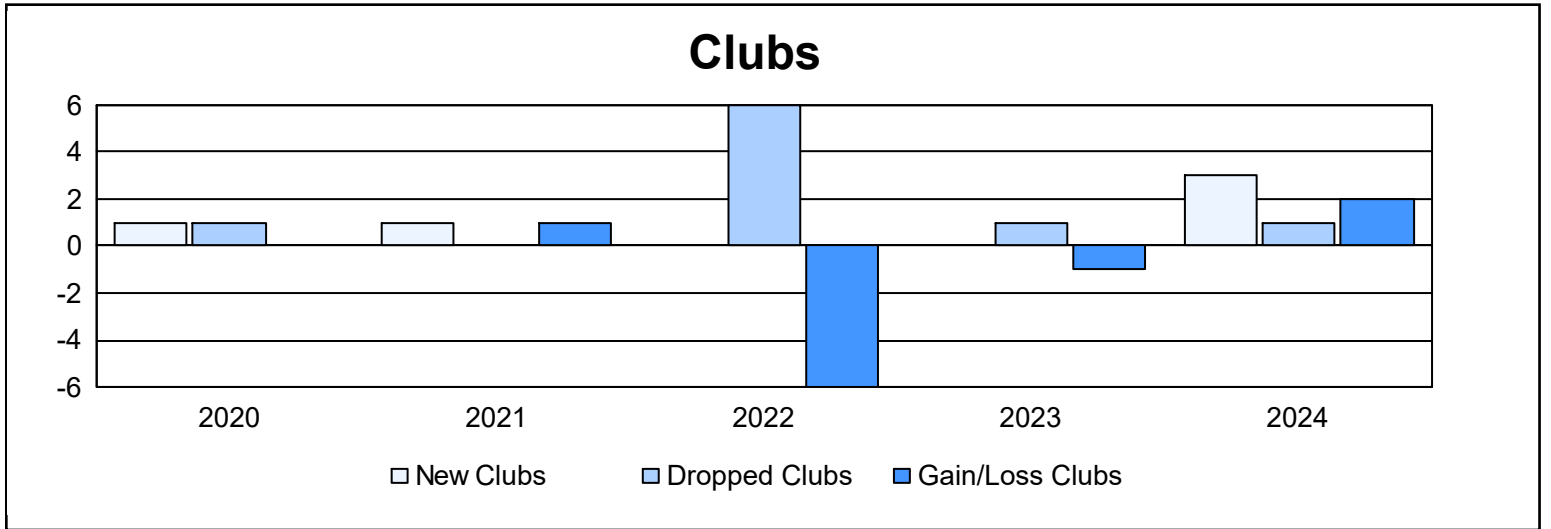
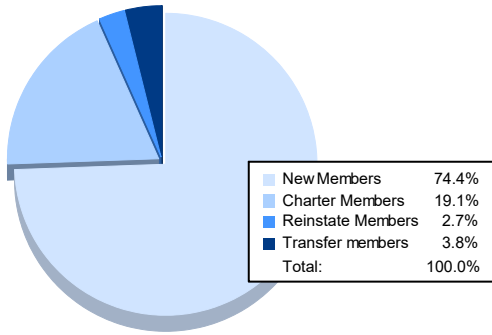


Year	New Clubs	Dropped Clubs	Gain/ Loss Clubs	New Members	Charter Members	Reinstate Members	Transfer Members	Total Member Added	Total Members Dropped	Gain/ Loss Members
2019-2020	1	1	0	179	23	5	10	217	298	-81
2020-2021	1	0	1	55	28	5	3	91	218	-127
2021-2022	0	6	-6	144	16	61	16	237	387	-150
2022-2023	0	1	-1	210	4	8	9	231	160	71
2023-2024	3	1	2	273	70	10	14	367	188	179
<b>Average</b>	<b>1</b>	<b>2</b>	<b>-1</b>	<b>172</b>	<b>28</b>	<b>18</b>	<b>10</b>	<b>229</b>	<b>250</b>	<b>-22</b>



### Membership Composition June 2024 Cumulative



### Gender Composition June 2024 Cumulative

