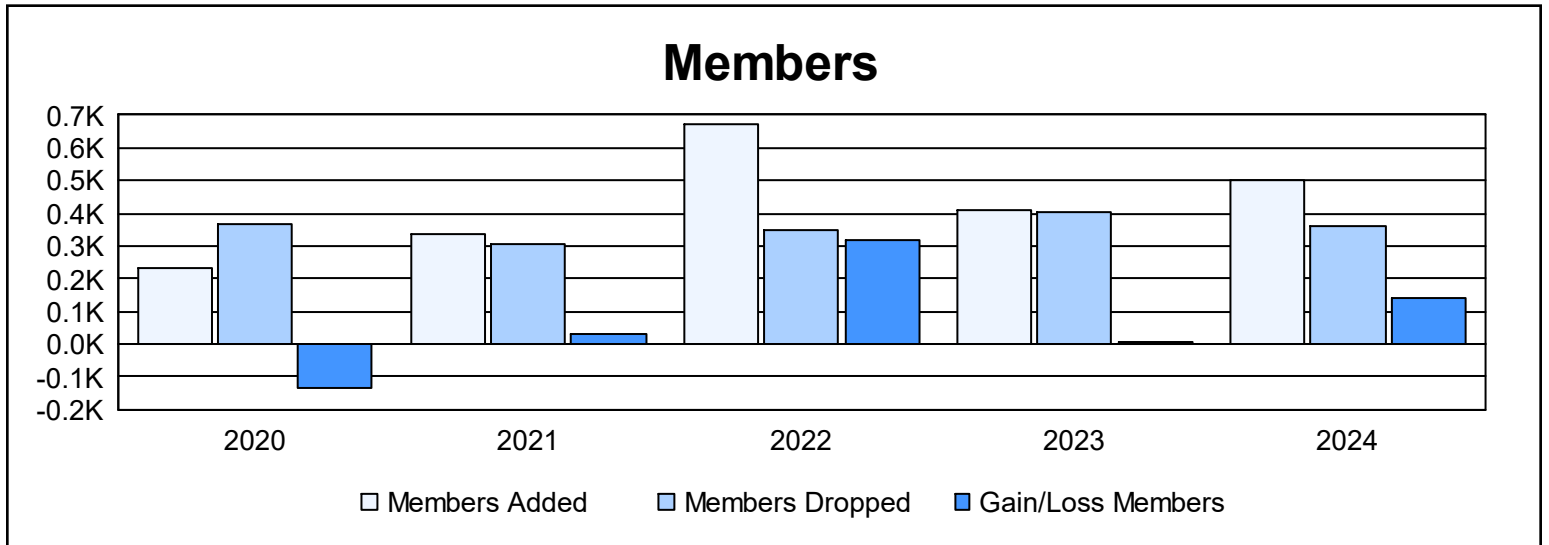
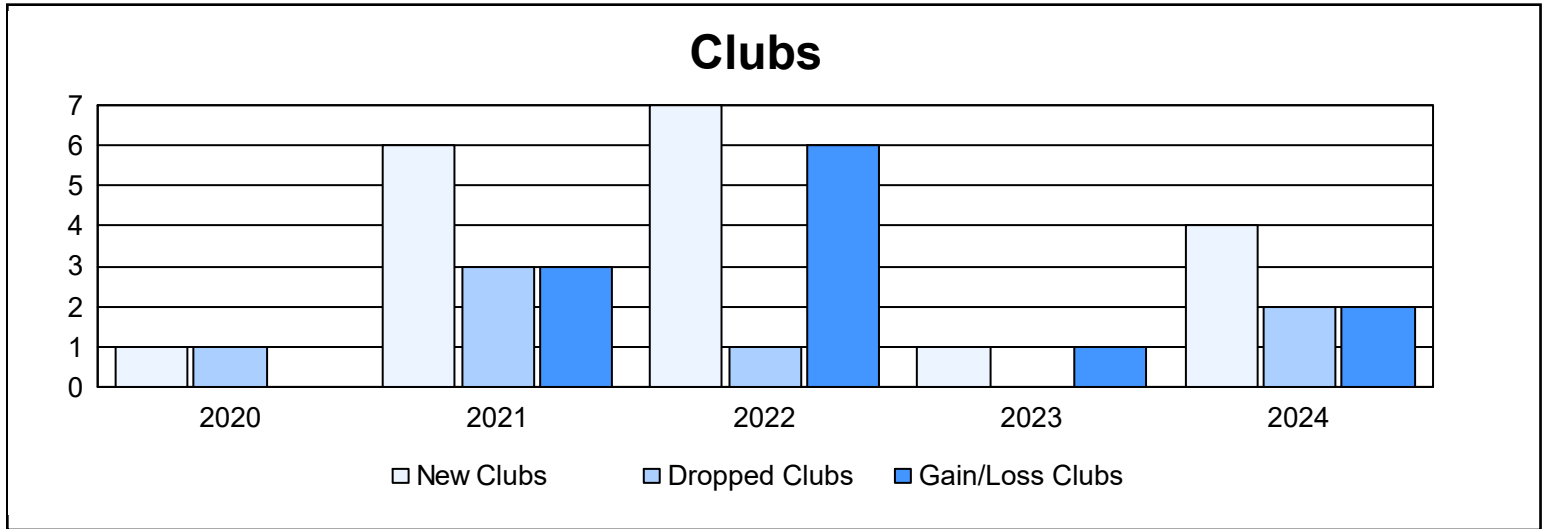
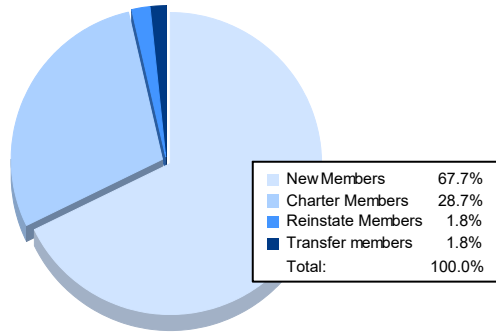


Year	New Clubs	Dropped Clubs	Gain/ Loss Clubs	New Members	Charter Members	Reinstate Members	Transfer Members	Total Member Added	Total Members Dropped	Gain/ Loss Members
2019-2020	1	1	0	177	28	11	18	234	366	-132
2020-2021	6	3	3	158	152	25	1	336	307	29
2021-2022	7	1	6	411	246	11	2	670	351	319
2022-2023	1	0	1	348	31	21	10	410	406	4
2023-2024	4	2	2	338	143	9	9	499	358	141
<b>Average</b>	<b>4</b>	<b>1</b>	<b>2</b>	<b>286</b>	<b>120</b>	<b>15</b>	<b>8</b>	<b>430</b>	<b>358</b>	<b>72</b>



### Membership Composition June 2024 Cumulative



### Gender Composition June 2024 Cumulative

