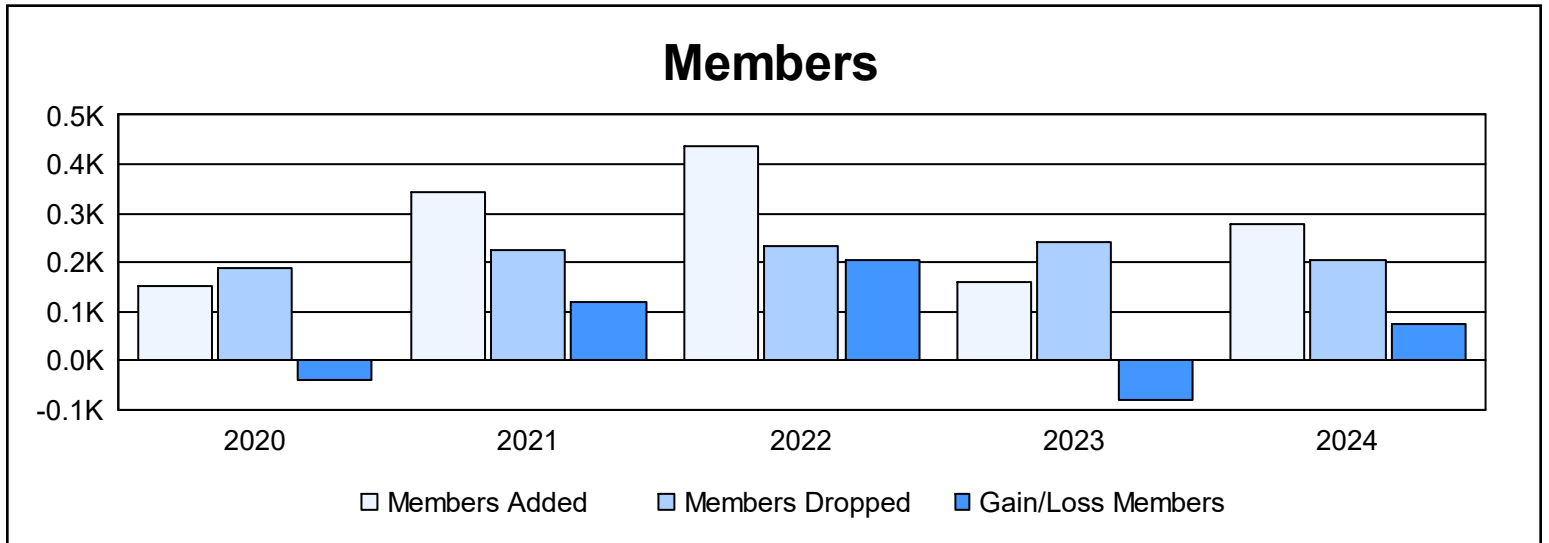
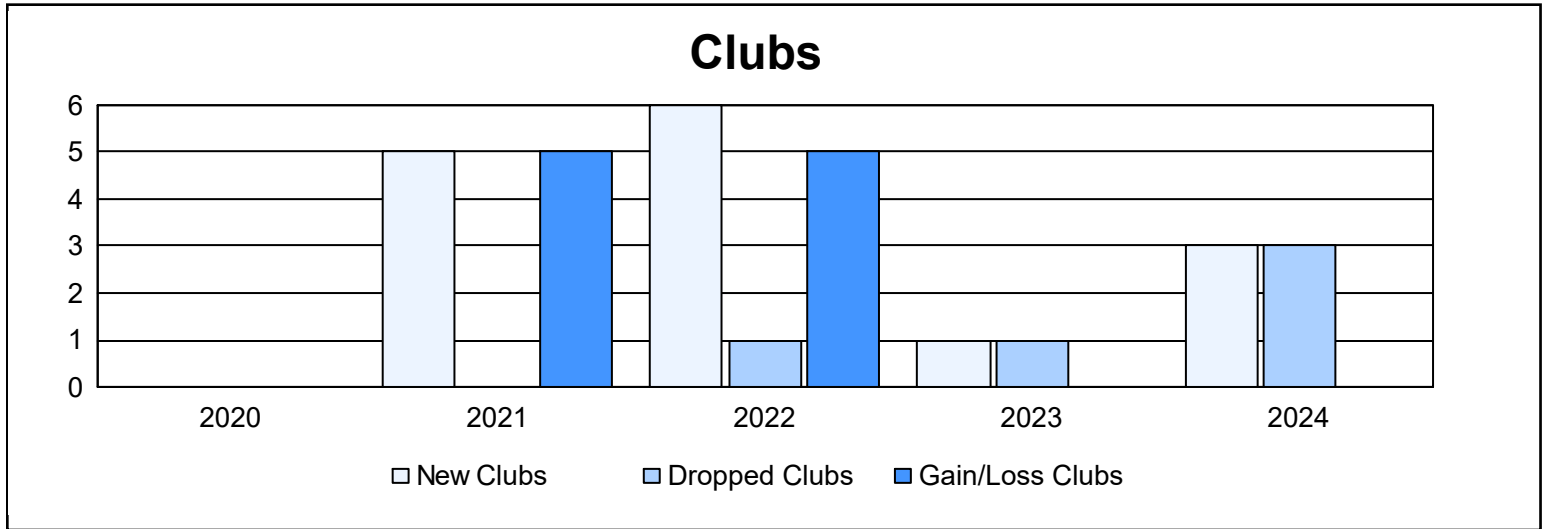
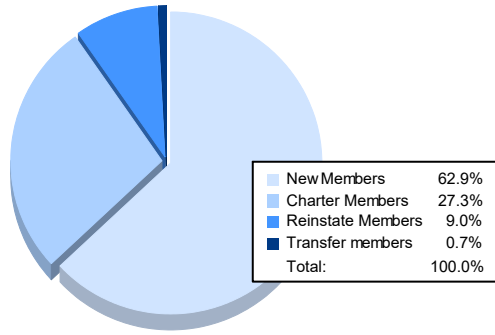


Year	New Clubs	Dropped Clubs	Gain/ Loss Clubs	New Members	Charter Members	Reinstate Members	Transfer Members	Total Member Added	Total Members Dropped	Gain/ Loss Members
2019-2020	0	0	0	72	29	50	0	151	189	-38
2020-2021	5	0	5	169	126	43	4	342	224	118
2021-2022	6	1	5	230	199	9	0	438	235	203
2022-2023	1	1	0	104	48	5	4	161	241	-80
2023-2024	3	3	0	175	76	25	2	278	203	75
<b>Average</b>	<b>3</b>	<b>1</b>	<b>2</b>	<b>150</b>	<b>96</b>	<b>26</b>	<b>2</b>	<b>274</b>	<b>218</b>	<b>56</b>



### Membership Composition June 2024 Cumulative



### Gender Composition June 2024 Cumulative

