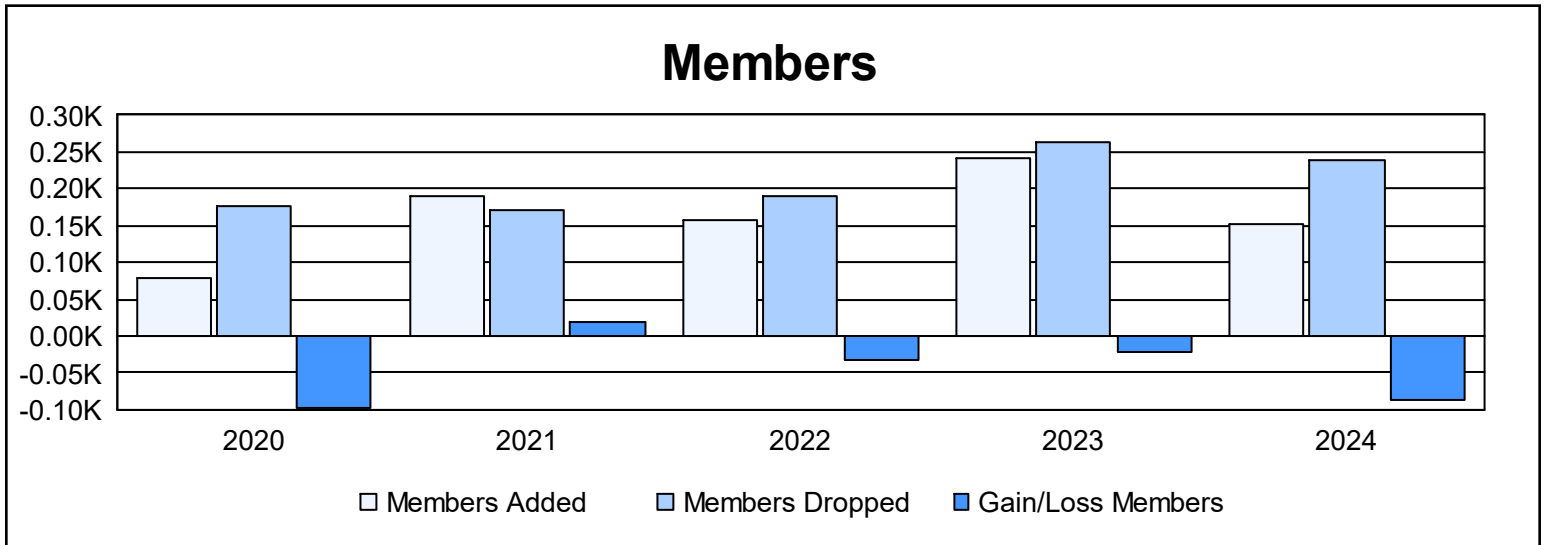
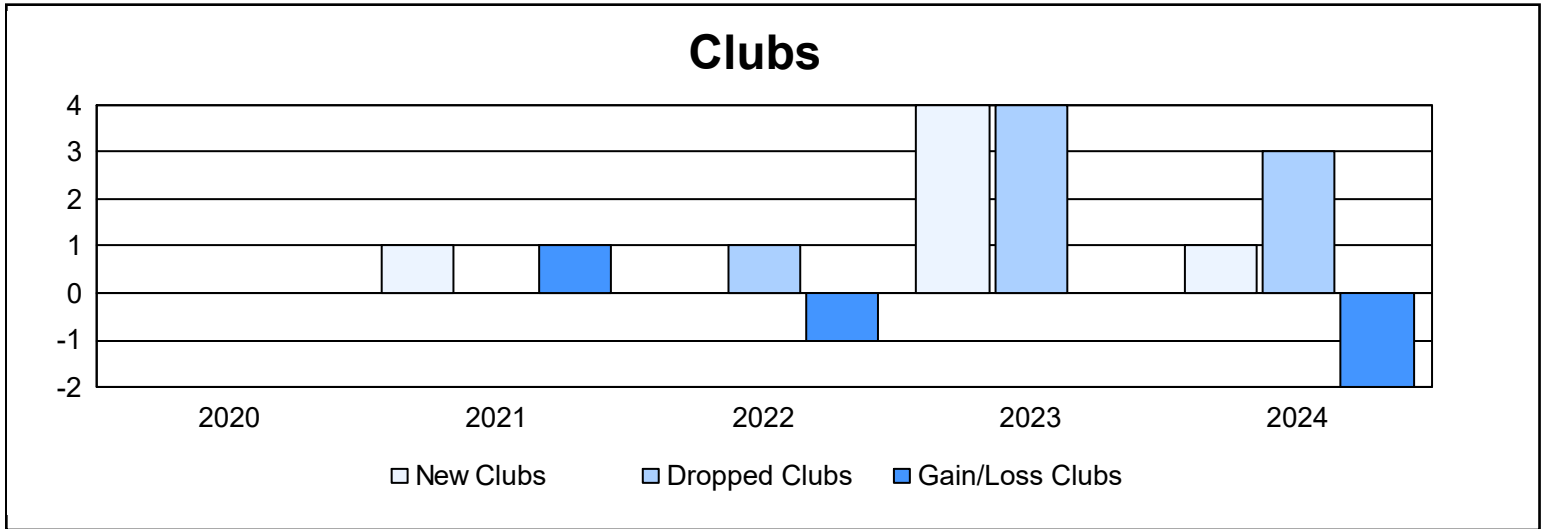
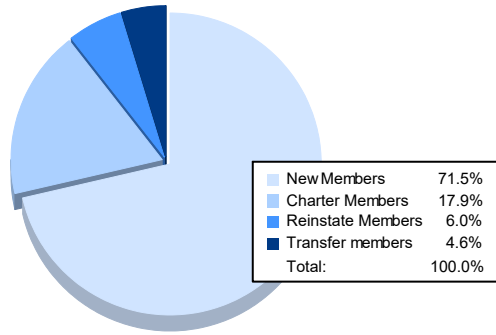


| Year | New Clubs | Dropped Clubs | Gain/ Loss Clubs | New Members | Charter Members | Reinstate Members | Transfer Members | Total Member Added | Total Members Dropped | Gain/ Loss Members |
|----------------|-----------|---------------|------------------|-------------|-----------------|-------------------|------------------|--------------------|-----------------------|--------------------|
| 2019-2020 | 0 | 0 | 0 | 57 | 0 | 5 | 18 | 80 | 177 | -97 |
| 2020-2021 | 1 | 0 | 1 | 80 | 72 | 21 | 17 | 190 | 170 | 20 |
| 2021-2022 | 0 | 1 | -1 | 133 | 1 | 6 | 18 | 158 | 190 | -32 |
| 2022-2023 | 4 | 4 | 0 | 96 | 92 | 26 | 27 | 241 | 264 | -23 |
| 2023-2024 | 1 | 3 | -2 | 108 | 27 | 9 | 7 | 151 | 238 | -87 |
| Average | 1 | 2 | 0 | 95 | 38 | 13 | 17 | 164 | 208 | -44 |



Membership Composition June 2024 Cumulative



Gender Composition June 2024 Cumulative

