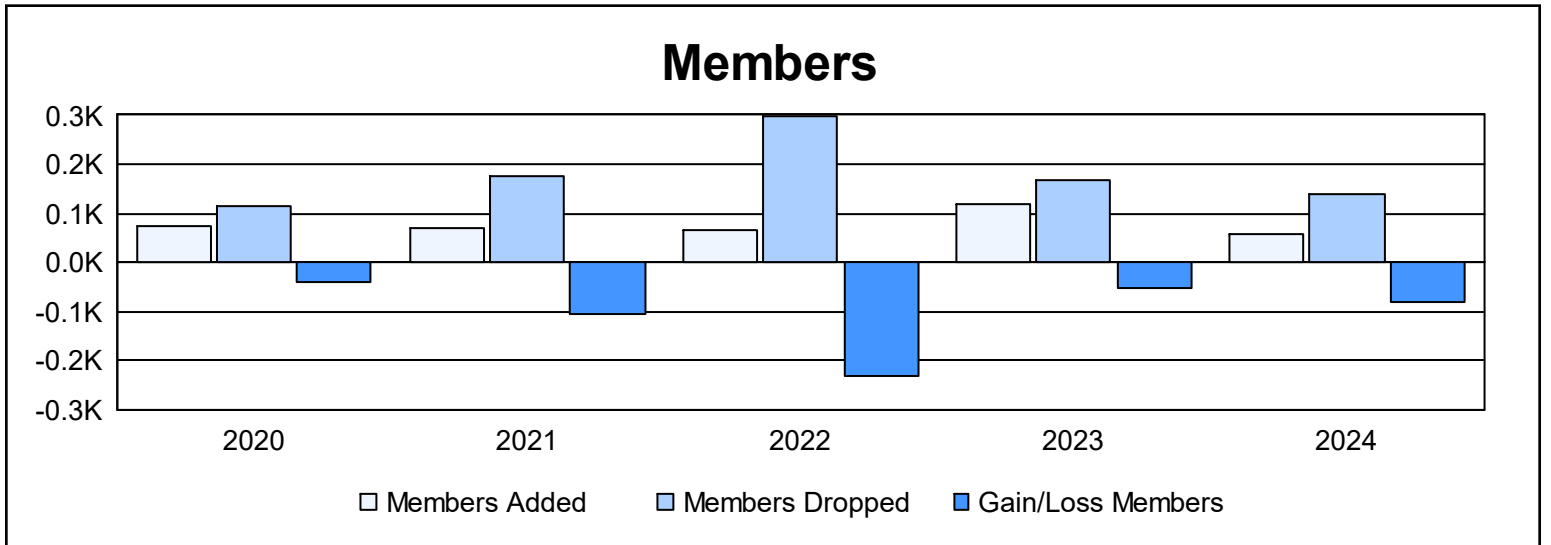
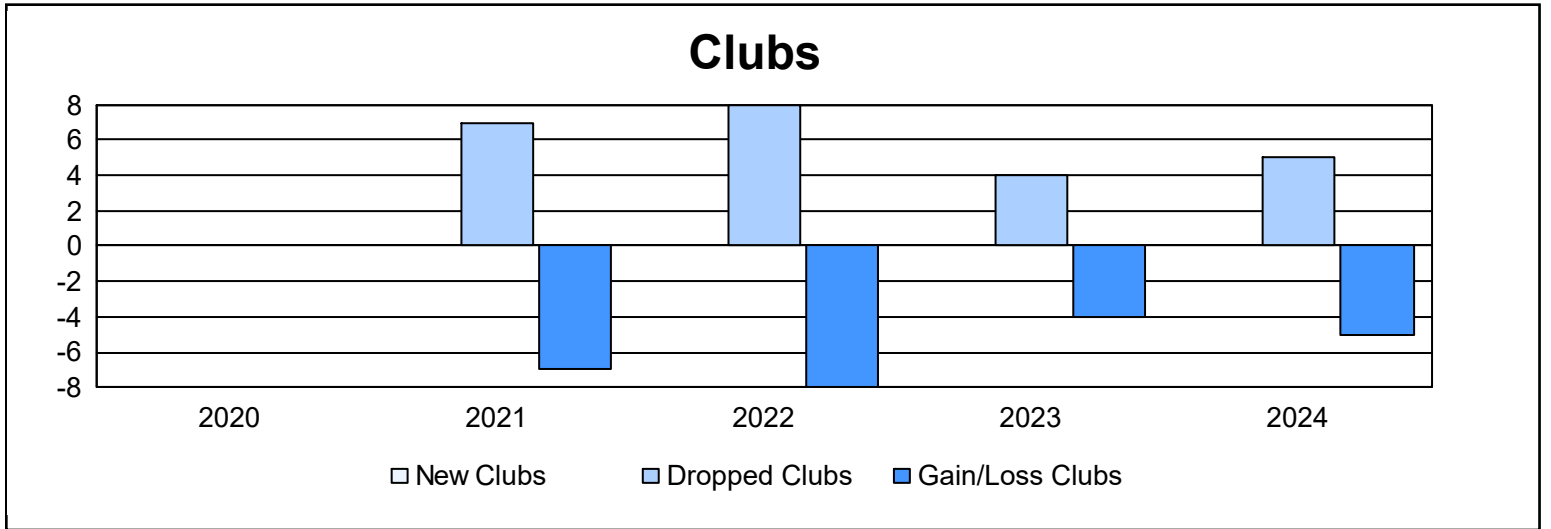
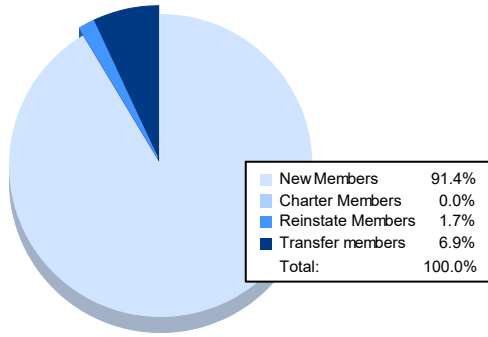


Year	New Clubs	Dropped Clubs	Gain/ Loss Clubs	New Members	Charter Members	Reinstate Members	Transfer Members	Total Member Added	Total Members Dropped	Gain/ Loss Members
2019-2020	0	0	0	71	0	2	1	74	115	-41
2020-2021	0	7	-7	50	8	9	3	70	177	-107
2021-2022	0	8	-8	54	1	2	7	64	297	-233
2022-2023	0	4	-4	103	2	3	9	117	168	-51
2023-2024	0	5	-5	53	0	1	4	58	138	-80
<b>Average</b>	<b>0</b>	<b>5</b>	<b>-5</b>	<b>66</b>	<b>2</b>	<b>3</b>	<b>5</b>	<b>77</b>	<b>179</b>	<b>-102</b>



### Membership Composition June 2024 Cumulative



### Gender Composition June 2024 Cumulative

