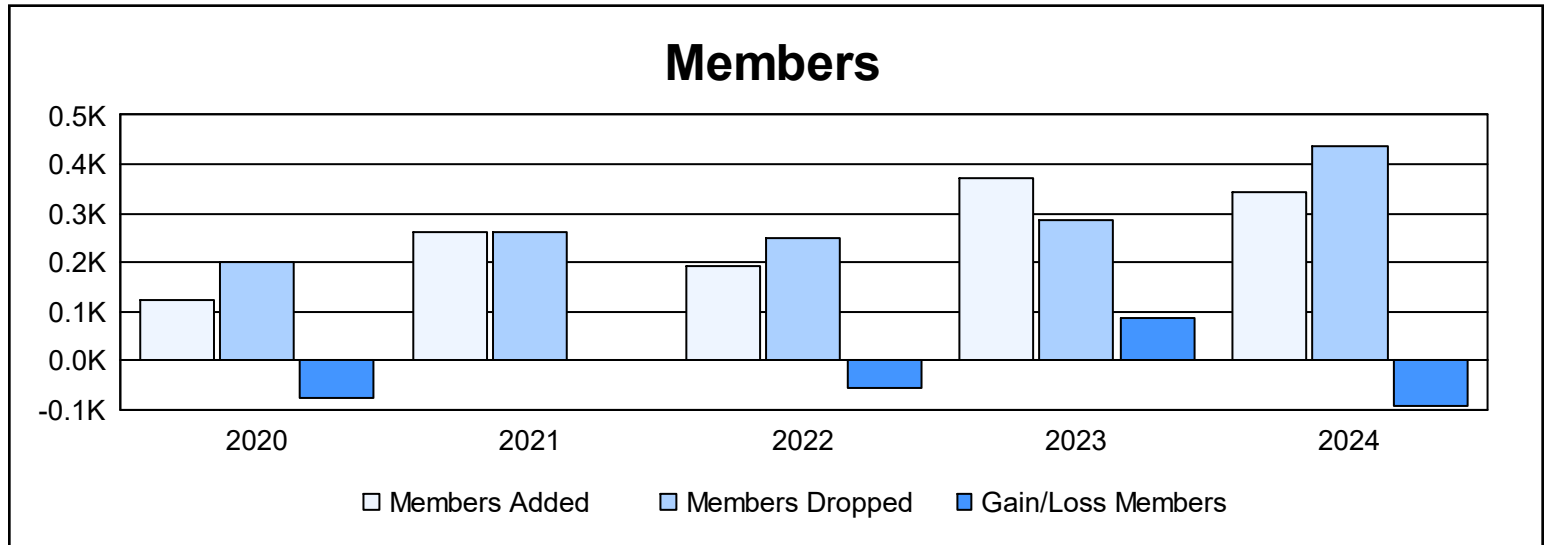
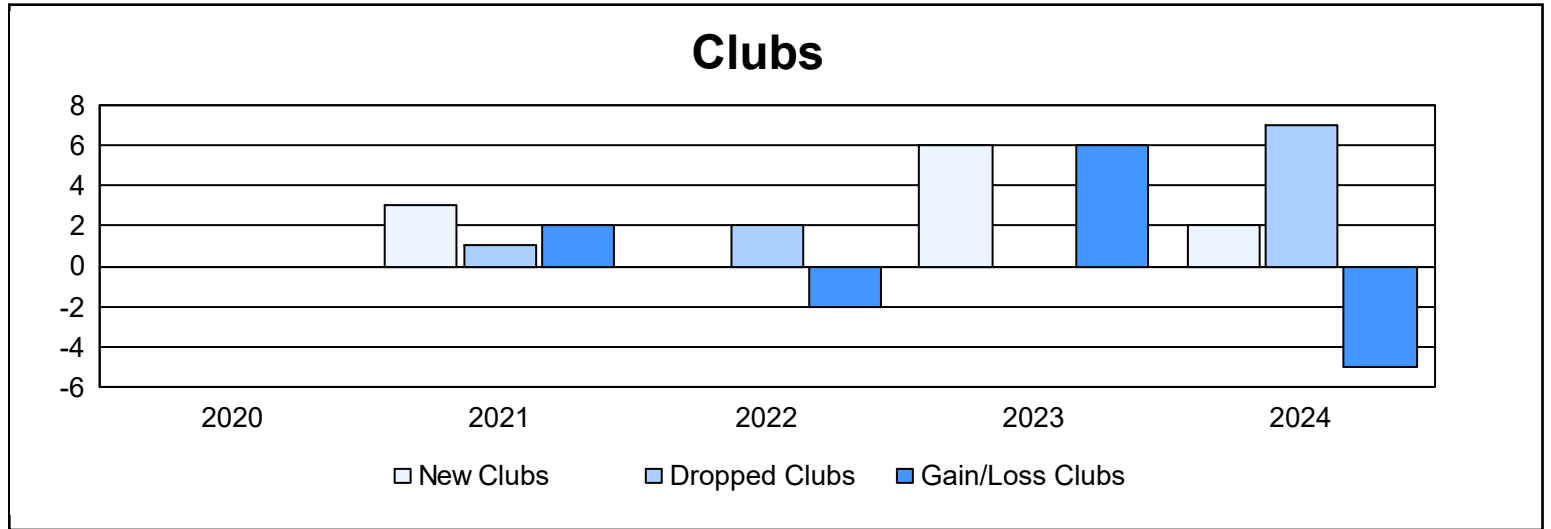
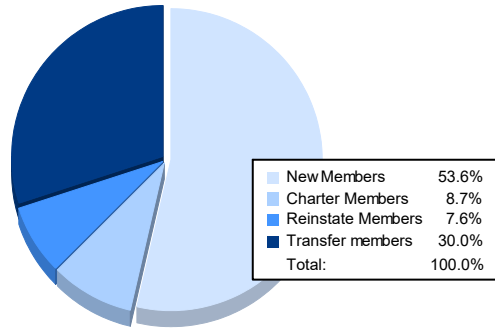


Year	New Clubs	Dropped Clubs	Gain/ Loss Clubs	New Members	Charter Members	Reinstate Members	Transfer Members	Total Member Added	Total Members Dropped	Gain/ Loss Members
2019-2020	0	0	0	107	0	6	10	123	199	-76
2020-2021	3	1	2	148	80	6	26	260	260	0
2021-2022	0	2	-2	156	1	9	28	194	249	-55
2022-2023	6	0	6	192	145	18	18	373	286	87
2023-2024	2	7	-5	184	30	26	103	343	435	-92
<b>Average</b>	<b>2</b>	<b>2</b>	<b>0</b>	<b>157</b>	<b>51</b>	<b>13</b>	<b>37</b>	<b>259</b>	<b>286</b>	<b>-27</b>



### Membership Composition June 2024 Cumulative



### Gender Composition June 2024 Cumulative

