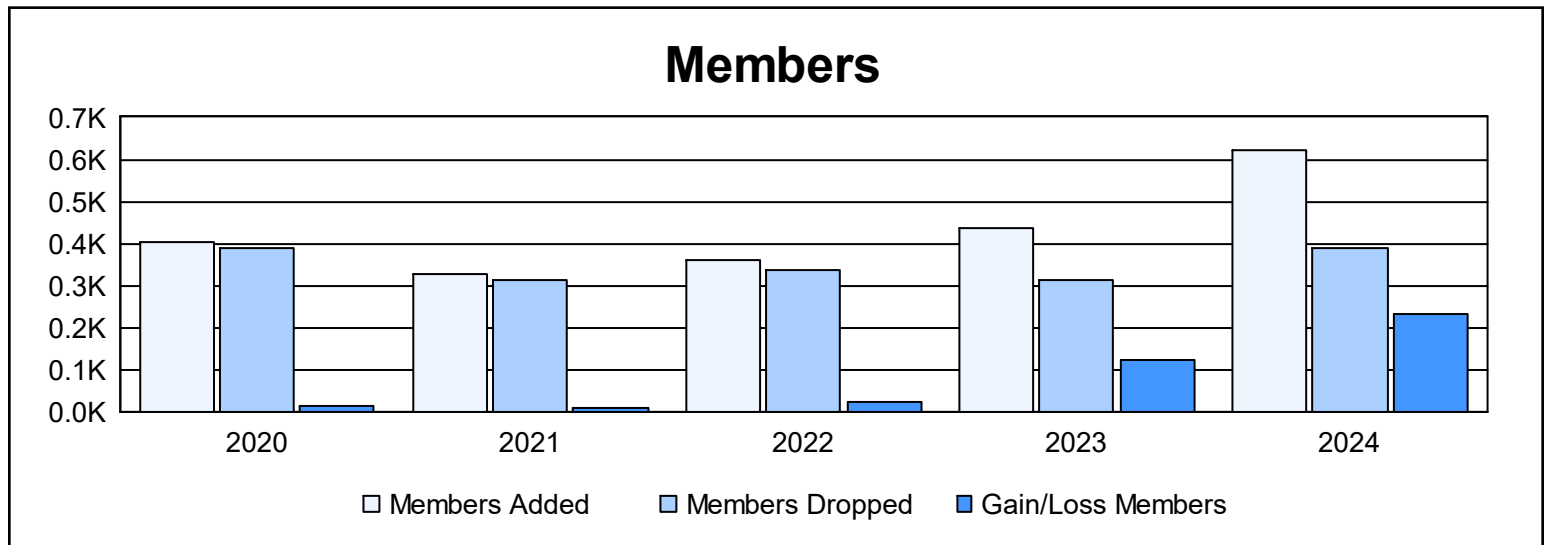
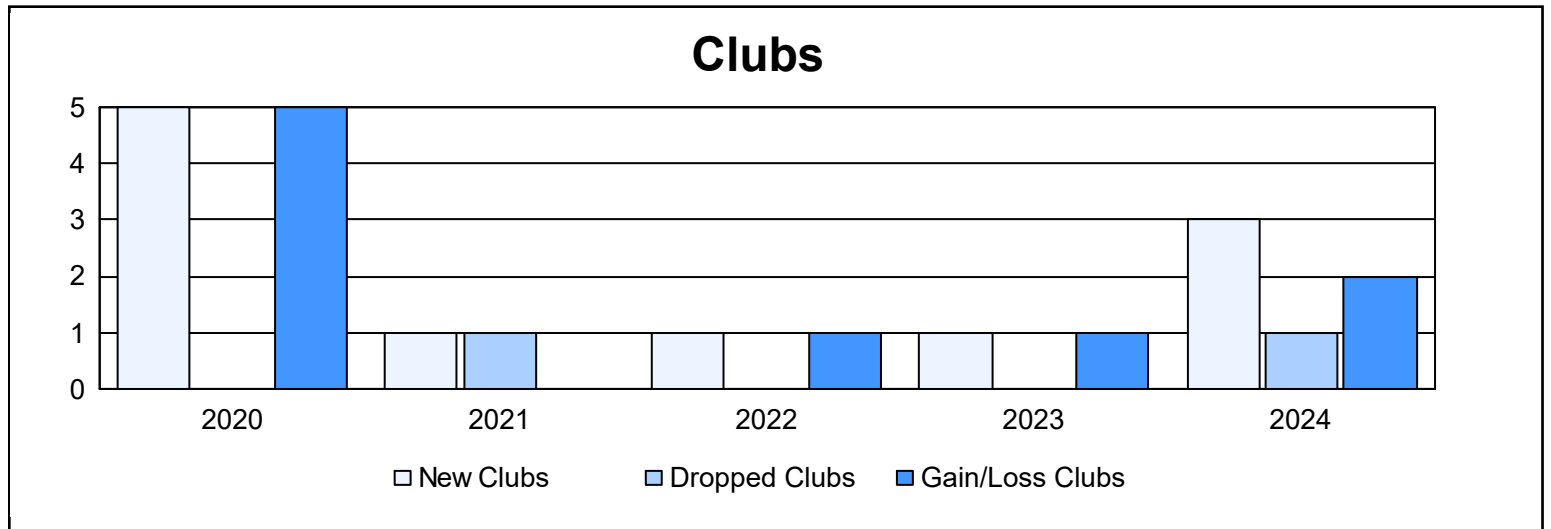
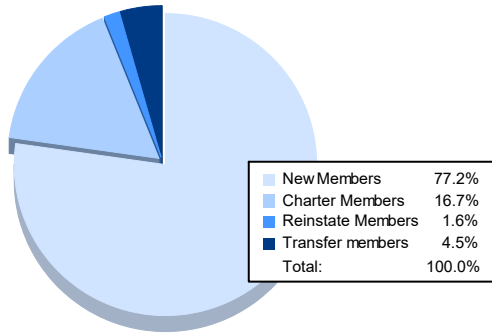


Year	New Clubs	Dropped Clubs	Gain/ Loss Clubs	New Members	Charter Members	Reinstate Members	Transfer Members	Total Member Added	Total Members Dropped	Gain/ Loss Members
2019-2020	5	0	5	252	128	5	18	403	391	12
2020-2021	1	1	0	260	44	10	11	325	315	10
2021-2022	1	0	1	292	37	20	12	361	338	23
2022-2023	1	0	1	371	36	10	18	435	312	123
2023-2024	3	1	2	480	104	10	28	622	391	231
<b>Average</b>	<b>2</b>	<b>0</b>	<b>2</b>	<b>331</b>	<b>70</b>	<b>11</b>	<b>17</b>	<b>429</b>	<b>349</b>	<b>80</b>



### Membership Composition June 2024 Cumulative



### Gender Composition June 2024 Cumulative

