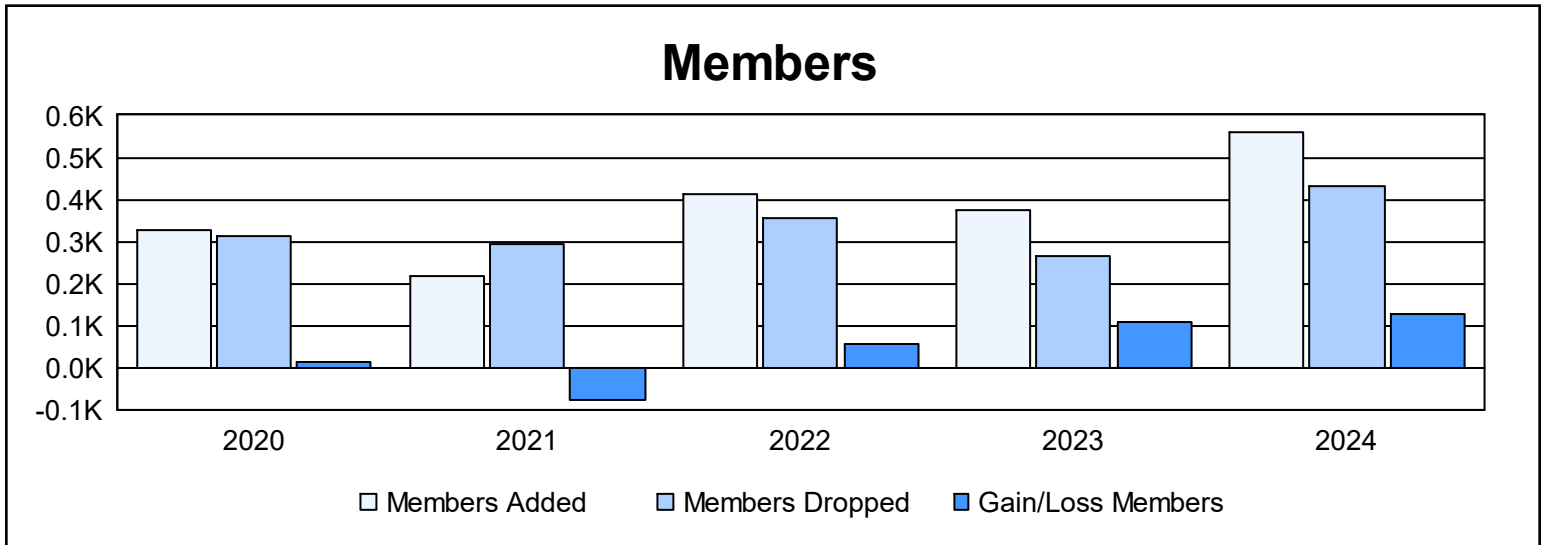
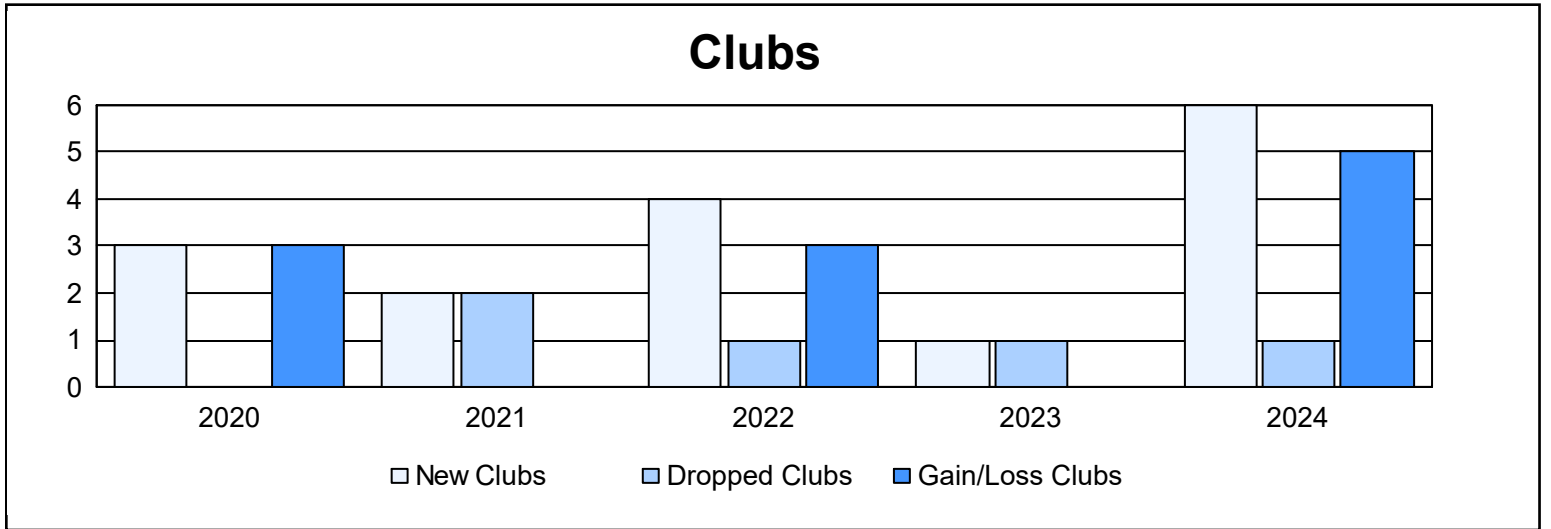
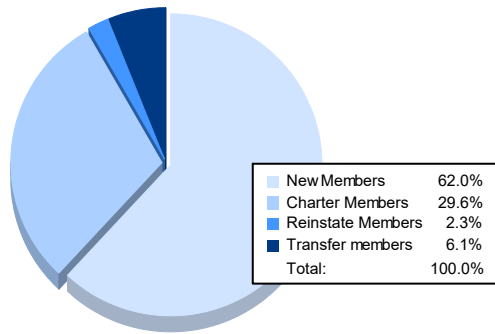


Year	New Clubs	Dropped Clubs	Gain/Loss Clubs	New Members	Charter Members	Reinstate Members	Transfer Members	Total Member Added	Total Members Dropped	Gain/Loss Members
2019-2020	3	0	3	207	92	10	20	329	314	15
2020-2021	2	2	0	128	58	20	13	219	294	-75
2021-2022	4	1	3	251	128	13	21	413	356	57
2022-2023	1	1	0	284	47	10	31	372	265	107
2023-2024	6	1	5	348	166	13	34	561	432	129
<b>Average</b>	<b>3</b>	<b>1</b>	<b>2</b>	<b>244</b>	<b>98</b>	<b>13</b>	<b>24</b>	<b>379</b>	<b>332</b>	<b>47</b>



### Membership Composition June 2024 Cumulative



### Gender Composition June 2024 Cumulative

