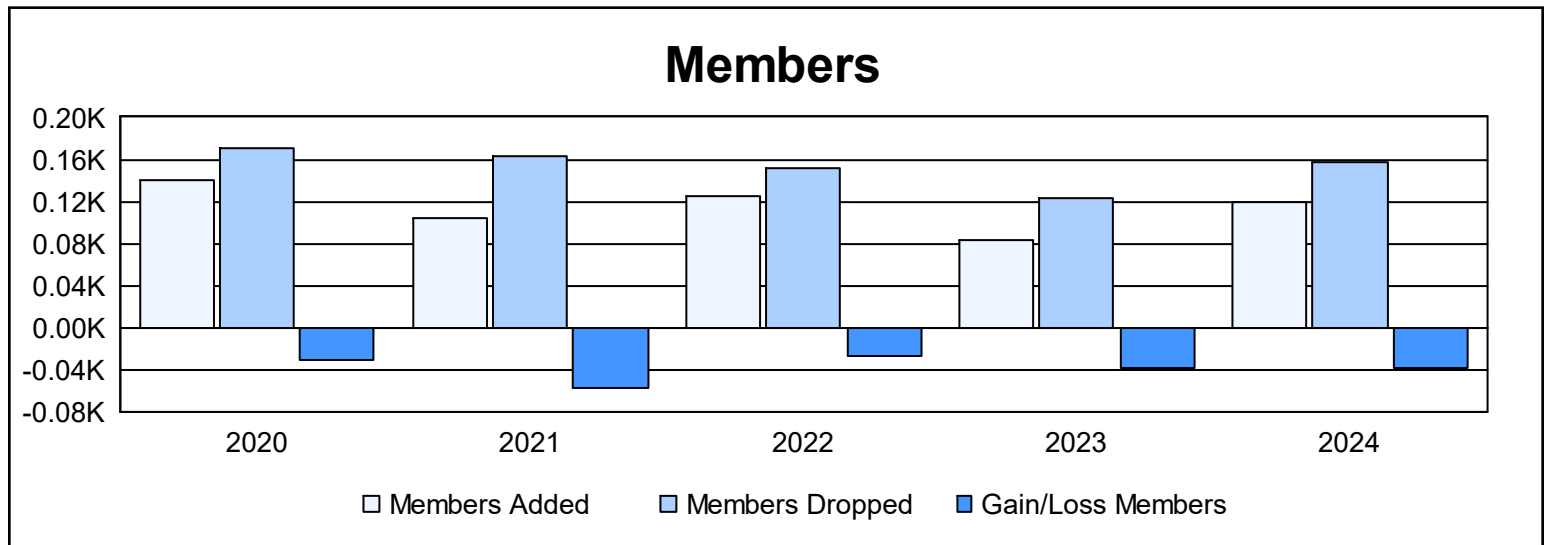
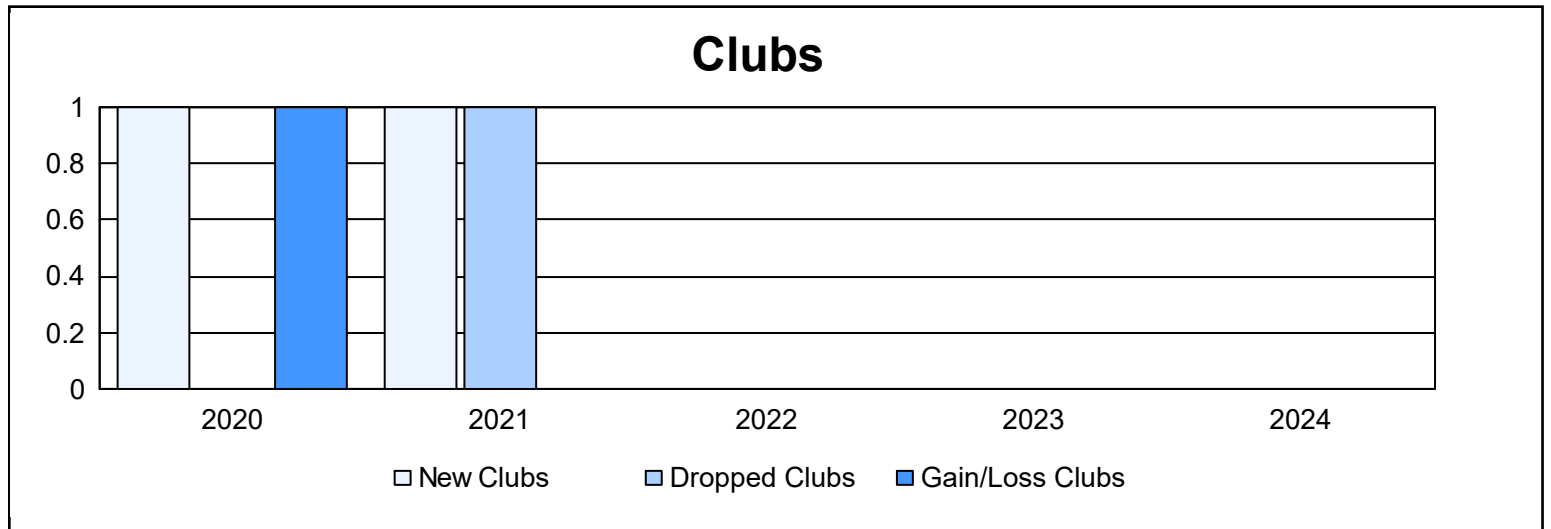
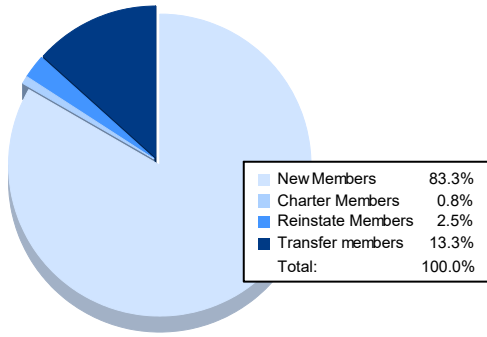


| Year | New Clubs | Dropped Clubs | Gain/ Loss Clubs | New Members | Charter Members | Reinstate Members | Transfer Members | Total Member Added | Total Members Dropped | Gain/ Loss Members |
|----------------|-----------|---------------|------------------|-------------|-----------------|-------------------|------------------|--------------------|-----------------------|--------------------|
| 2019-2020 | 1 | 0 | 1 | 76 | 25 | 30 | 9 | 140 | 170 | -30 |
| 2020-2021 | 1 | 1 | 0 | 60 | 27 | 4 | 13 | 104 | 162 | -58 |
| 2021-2022 | 0 | 0 | 0 | 103 | 8 | 6 | 7 | 124 | 152 | -28 |
| 2022-2023 | 0 | 0 | 0 | 75 | 0 | 2 | 7 | 84 | 123 | -39 |
| 2023-2024 | 0 | 0 | 0 | 100 | 1 | 3 | 16 | 120 | 158 | -38 |
| Average | 0 | 0 | 0 | 83 | 12 | 9 | 10 | 114 | 153 | -39 |



Membership Composition June 2024 Cumulative



Gender Composition June 2024 Cumulative

