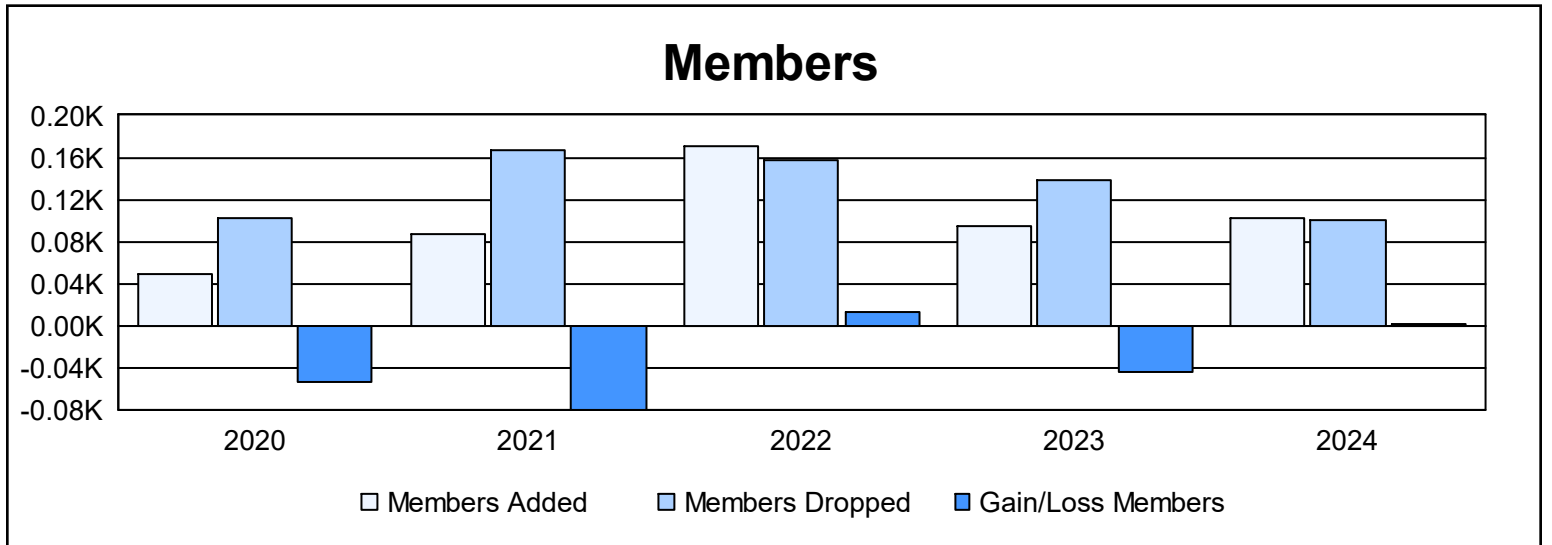
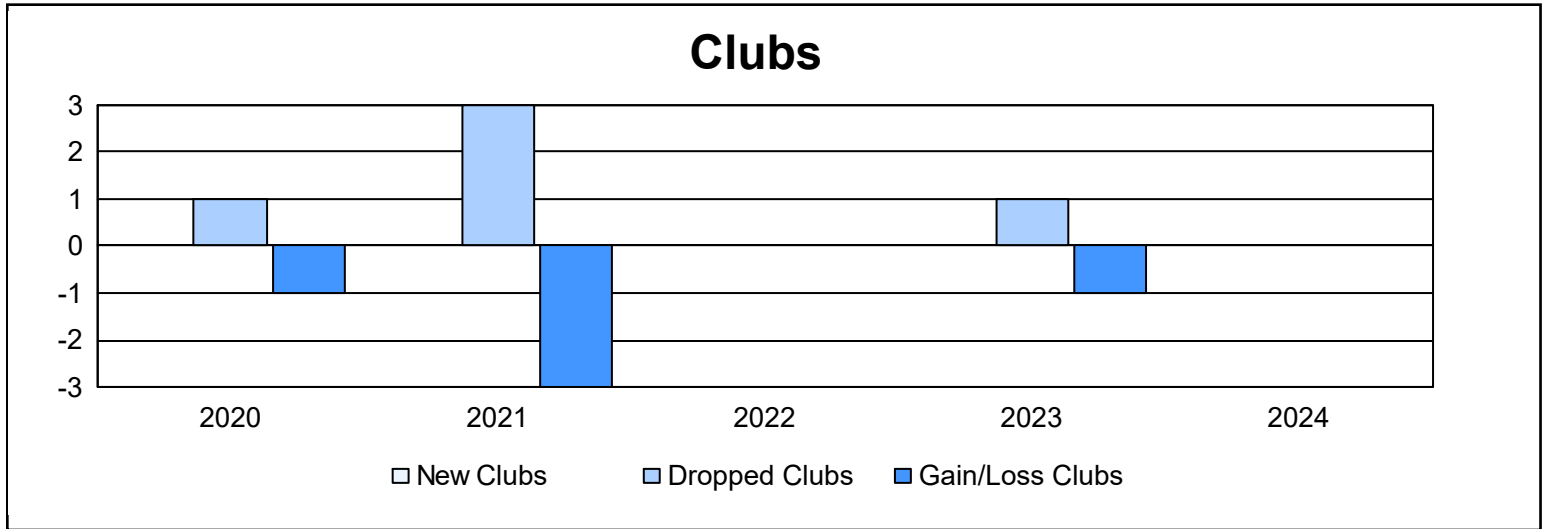
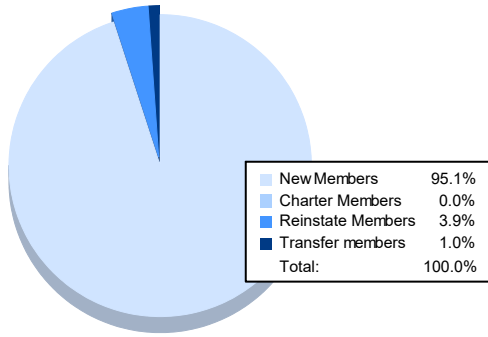


Year	New Clubs	Dropped Clubs	Gain/ Loss Clubs	New Members	Charter Members	Reinstate Members	Transfer Members	Total Member Added	Total Members Dropped	Gain/ Loss Members
2019-2020	0	1	-1	42	0	4	3	49	103	-54
2020-2021	0	3	-3	80	0	5	2	87	167	-80
2021-2022	0	0	0	103	2	63	3	171	158	13
2022-2023	0	1	-1	89	0	2	4	95	139	-44
2023-2024	0	0	0	97	0	4	1	102	101	1
<b>Average</b>	<b>0</b>	<b>1</b>	<b>-1</b>	<b>82</b>	<b>0</b>	<b>16</b>	<b>3</b>	<b>101</b>	<b>134</b>	<b>-33</b>



### Membership Composition June 2024 Cumulative



### Gender Composition June 2024 Cumulative

