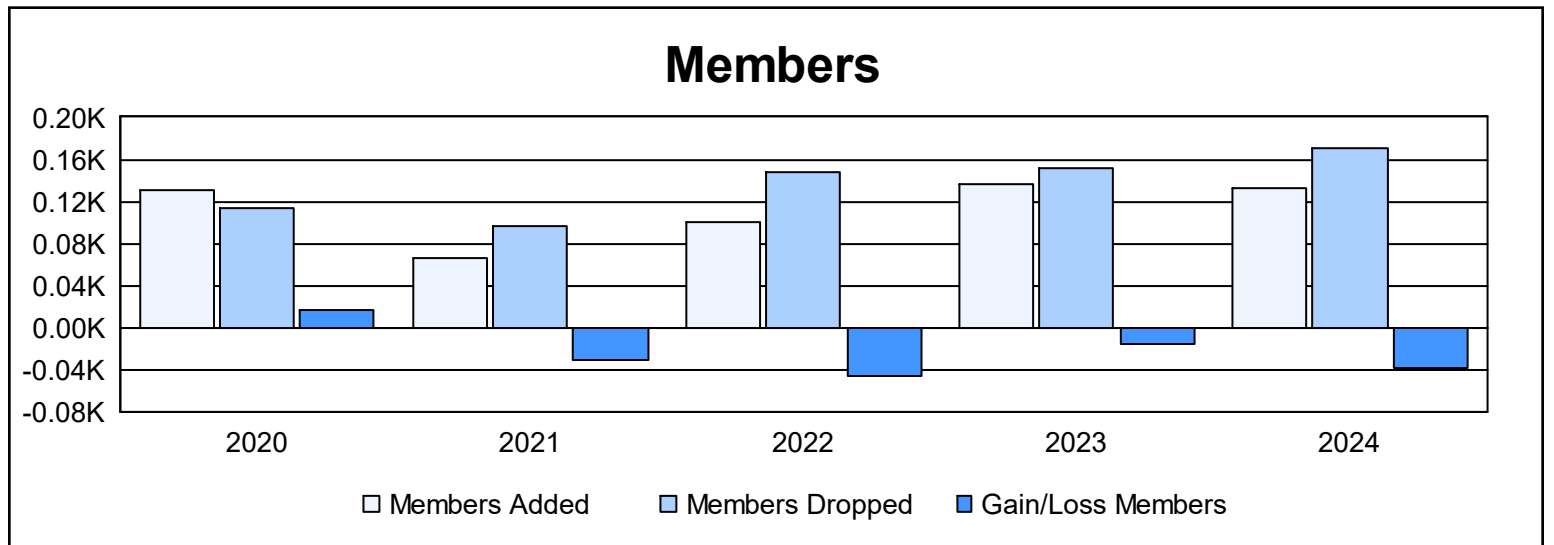
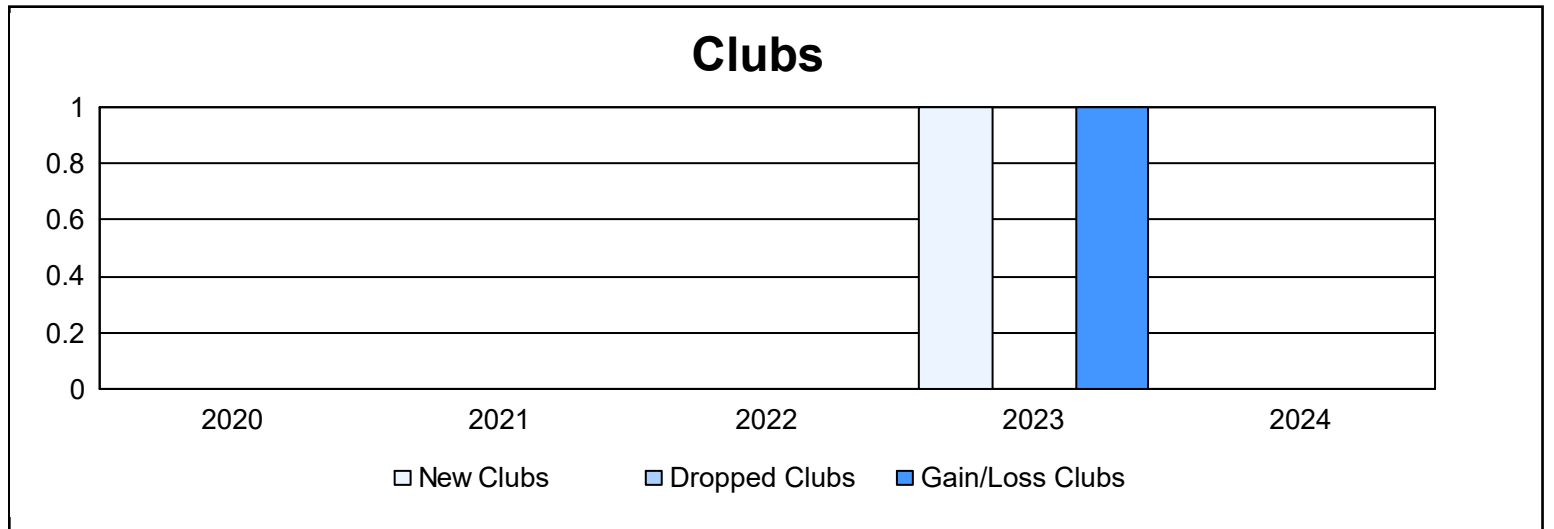
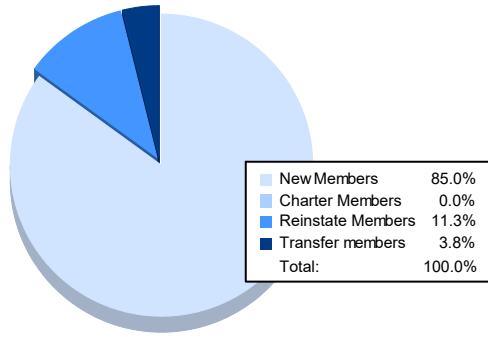


Year	New Clubs	Dropped Clubs	Gain/Loss Clubs	New Members	Charter Members	Reinstate Members	Transfer Members	Total Member Added	Total Members Dropped	Gain/Loss Members
2019-2020	0	0	0	125	0	1	5	131	114	17
2020-2021	0	0	0	55	0	5	6	66	96	-30
2021-2022	0	0	0	92	0	7	2	101	148	-47
2022-2023	1	0	1	88	21	20	7	136	151	-15
2023-2024	0	0	0	113	0	15	5	133	171	-38
<b>Average</b>	<b>0</b>	<b>0</b>	<b>0</b>	<b>95</b>	<b>4</b>	<b>10</b>	<b>5</b>	<b>113</b>	<b>136</b>	<b>-23</b>



### Membership Composition June 2024 Cumulative



### Gender Composition June 2024 Cumulative

