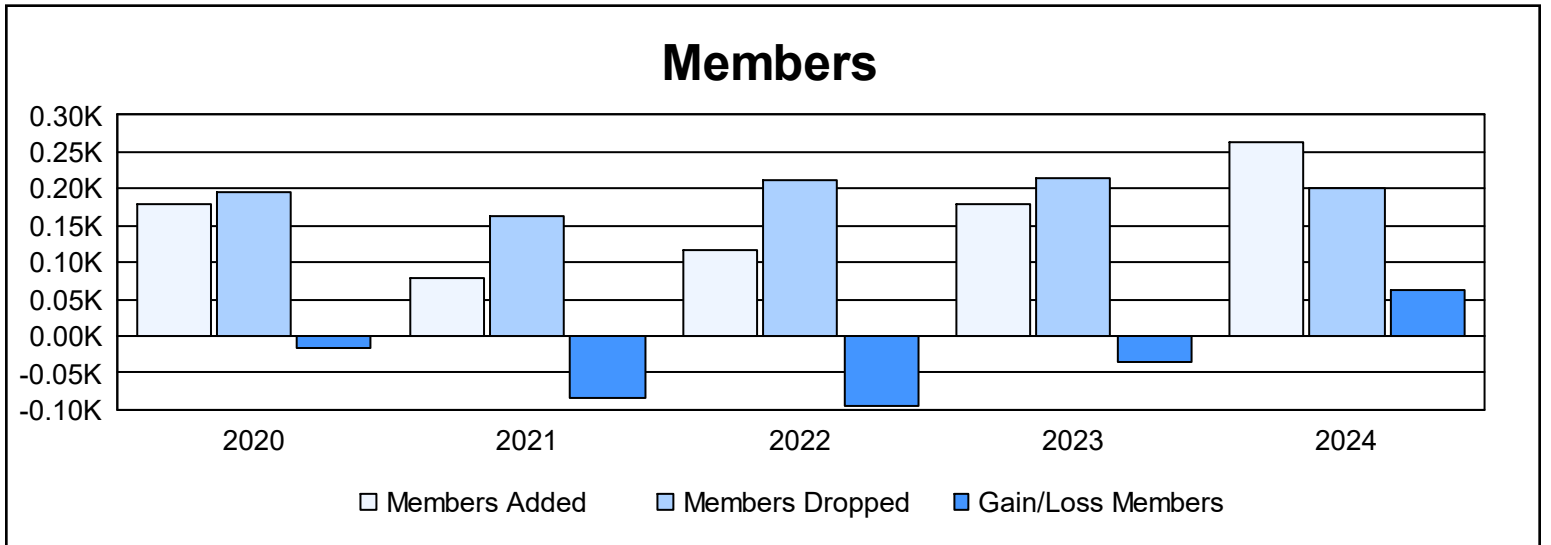
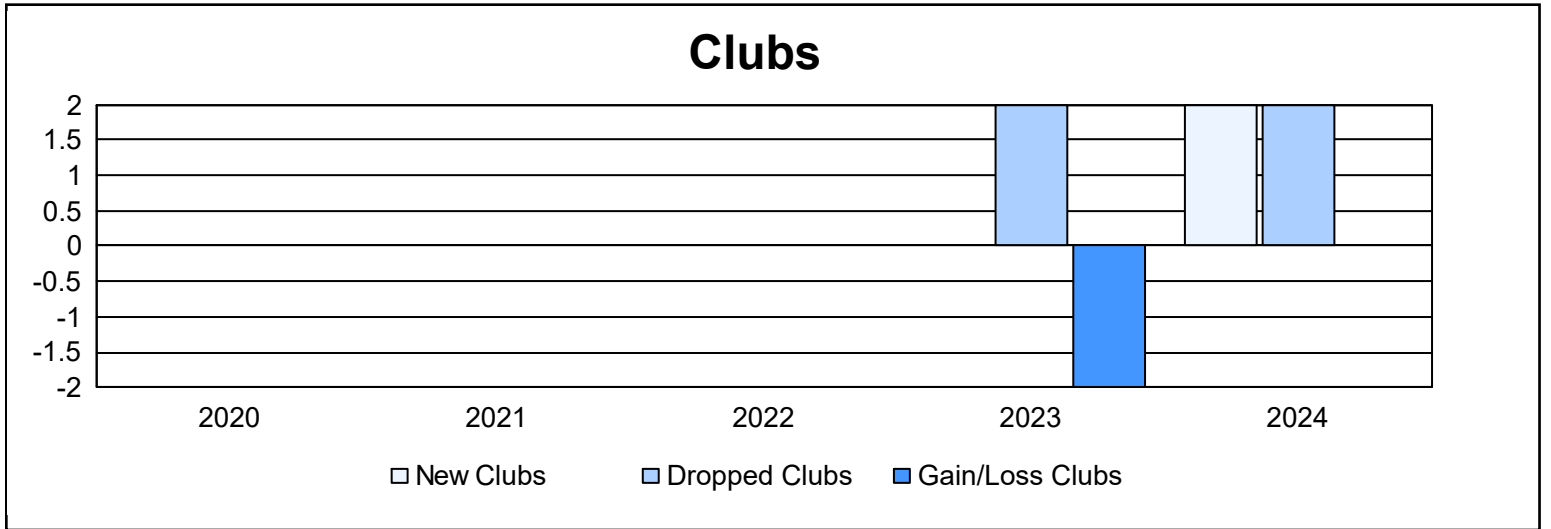
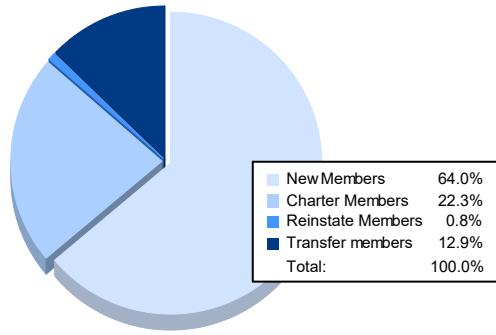


Year	New Clubs	Dropped Clubs	Gain/Loss Clubs	New Members	Charter Members	Reinstate Members	Transfer Members	Total Member Added	Total Members Dropped	Gain/Loss Members
2019-2020	0	0	0	162	5	2	9	178	195	-17
2020-2021	0	0	0	64	0	3	12	79	163	-84
2021-2022	0	0	0	102	0	2	12	116	211	-95
2022-2023	0	2	-2	158	0	2	20	180	215	-35
2023-2024	2	2	0	169	59	2	34	264	202	62
<b>Average</b>	<b>0</b>	<b>1</b>	<b>0</b>	<b>131</b>	<b>13</b>	<b>2</b>	<b>17</b>	<b>163</b>	<b>197</b>	<b>-34</b>



### Membership Composition June 2024 Cumulative



### Gender Composition June 2024 Cumulative

