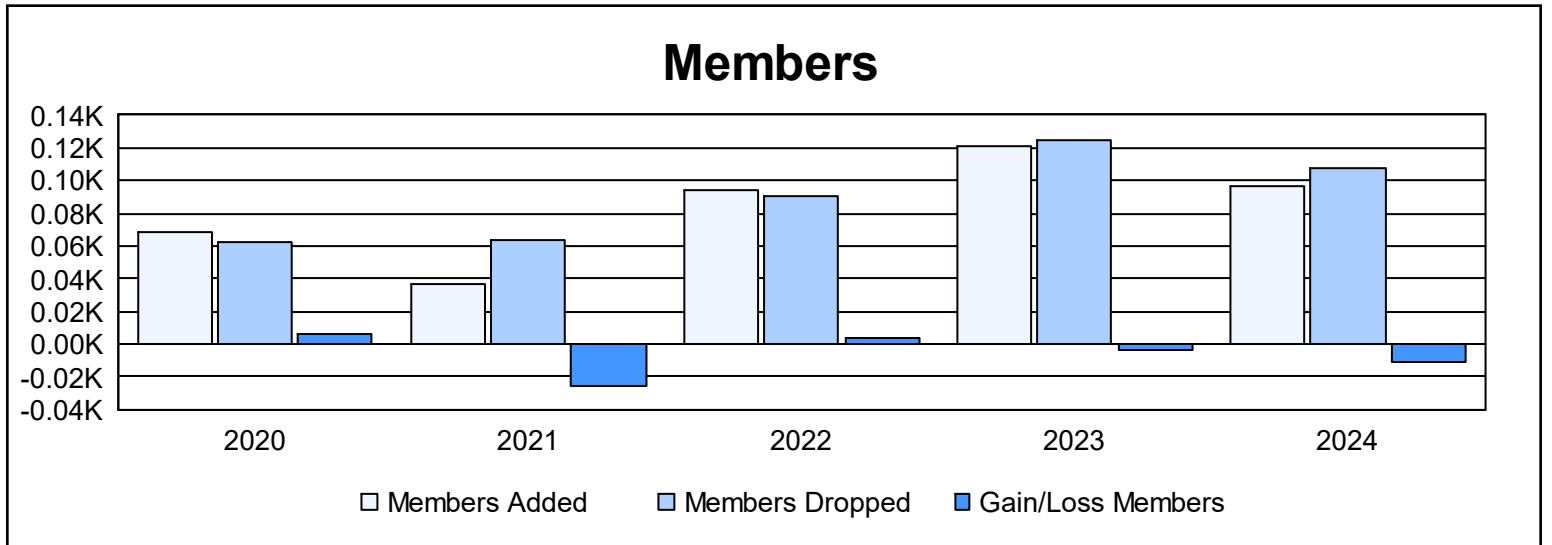
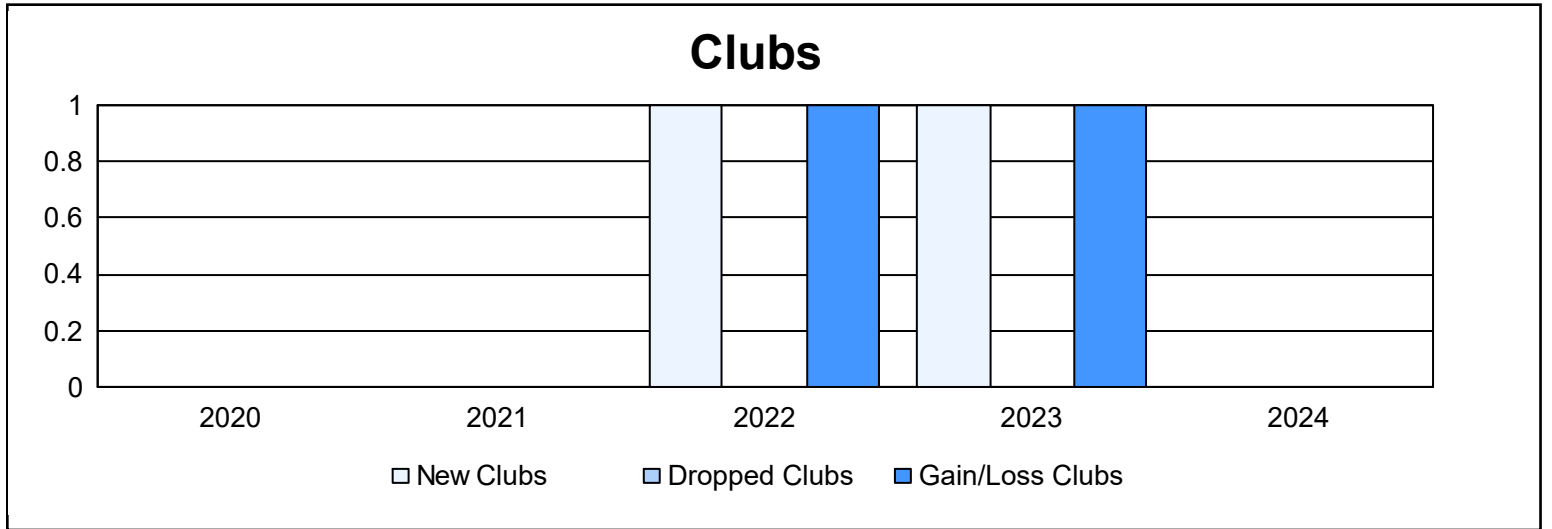
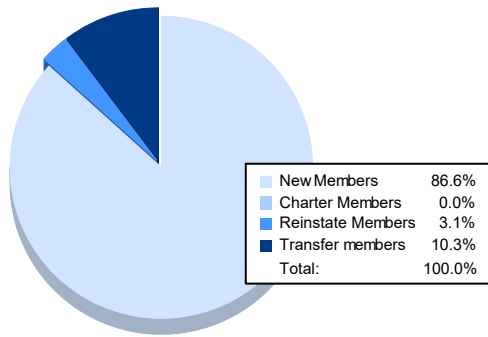


Year	New Clubs	Dropped Clubs	Gain/Loss Clubs	New Members	Charter Members	Reinstate Members	Transfer Members	Total Member Added	Total Members Dropped	Gain/Loss Members
2019-2020	0	0	0	62	0	0	6	68	62	6
2020-2021	0	0	0	32	0	2	3	37	63	-26
2021-2022	1	0	1	63	25	2	4	94	90	4
2022-2023	1	0	1	96	21	1	3	121	125	-4
2023-2024	0	0	0	84	0	3	10	97	108	-11
<b>Average</b>	<b>0</b>	<b>0</b>	<b>0</b>	<b>67</b>	<b>9</b>	<b>2</b>	<b>5</b>	<b>83</b>	<b>90</b>	<b>-6</b>



### Membership Composition June 2024 Cumulative



### Gender Composition June 2024 Cumulative

