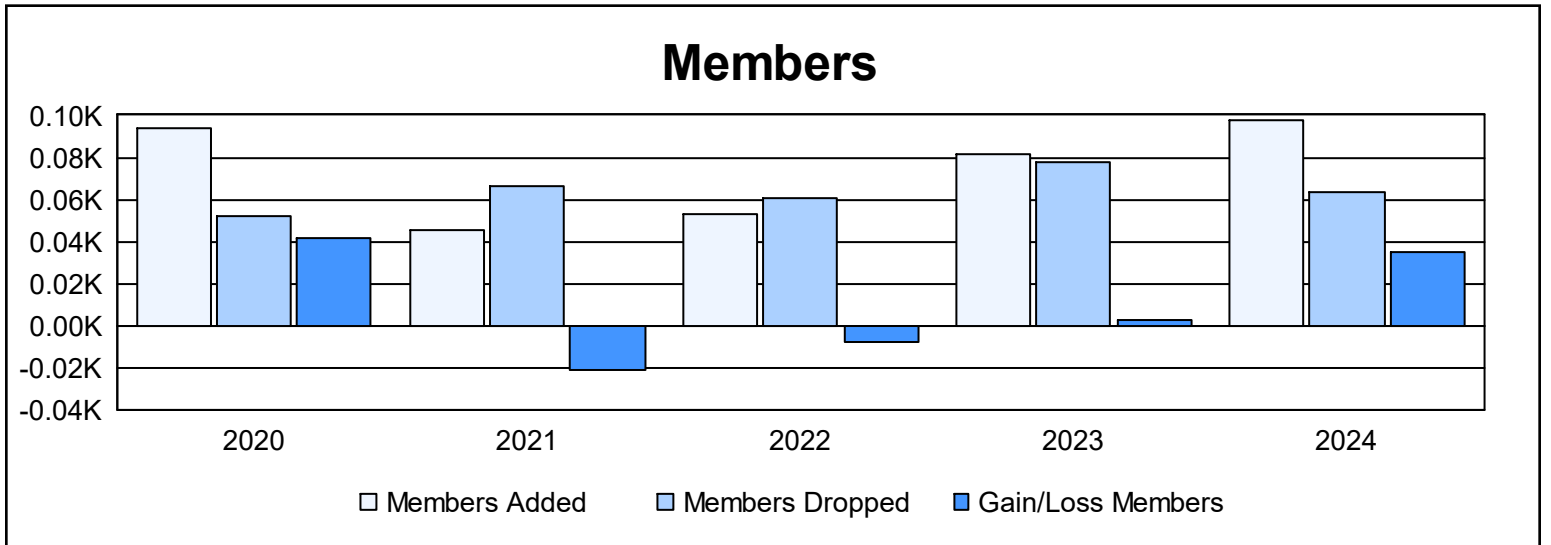
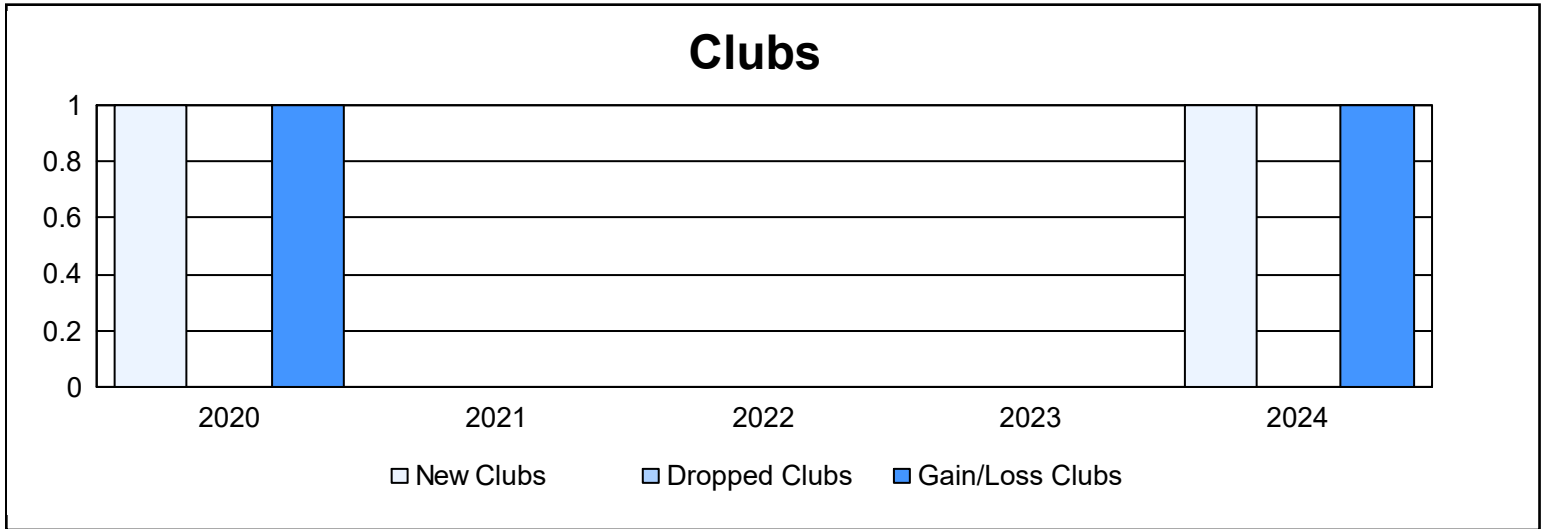
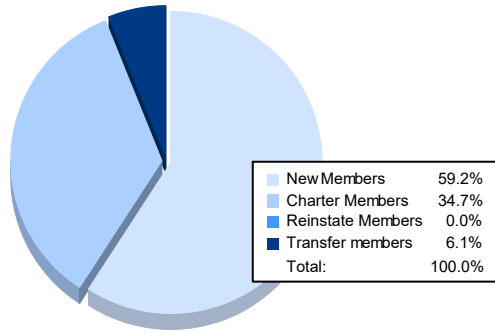


Year	New Clubs	Dropped Clubs	Gain/Loss Clubs	New Members	Charter Members	Reinstate Members	Transfer Members	Total Member Added	Total Members Dropped	Gain/Loss Members
2019-2020	1	0	1	65	23	1	5	94	52	42
2020-2021	0	0	0	42	0	0	3	45	66	-21
2021-2022	0	0	0	47	0	0	6	53	61	-8
2022-2023	0	0	0	74	0	0	7	81	78	3
2023-2024	1	0	1	58	34	0	6	98	63	35
<b>Average</b>	<b>0</b>	<b>0</b>	<b>0</b>	<b>57</b>	<b>11</b>	<b>0</b>	<b>5</b>	<b>74</b>	<b>64</b>	<b>10</b>



### Membership Composition June 2024 Cumulative



### Gender Composition June 2024 Cumulative

