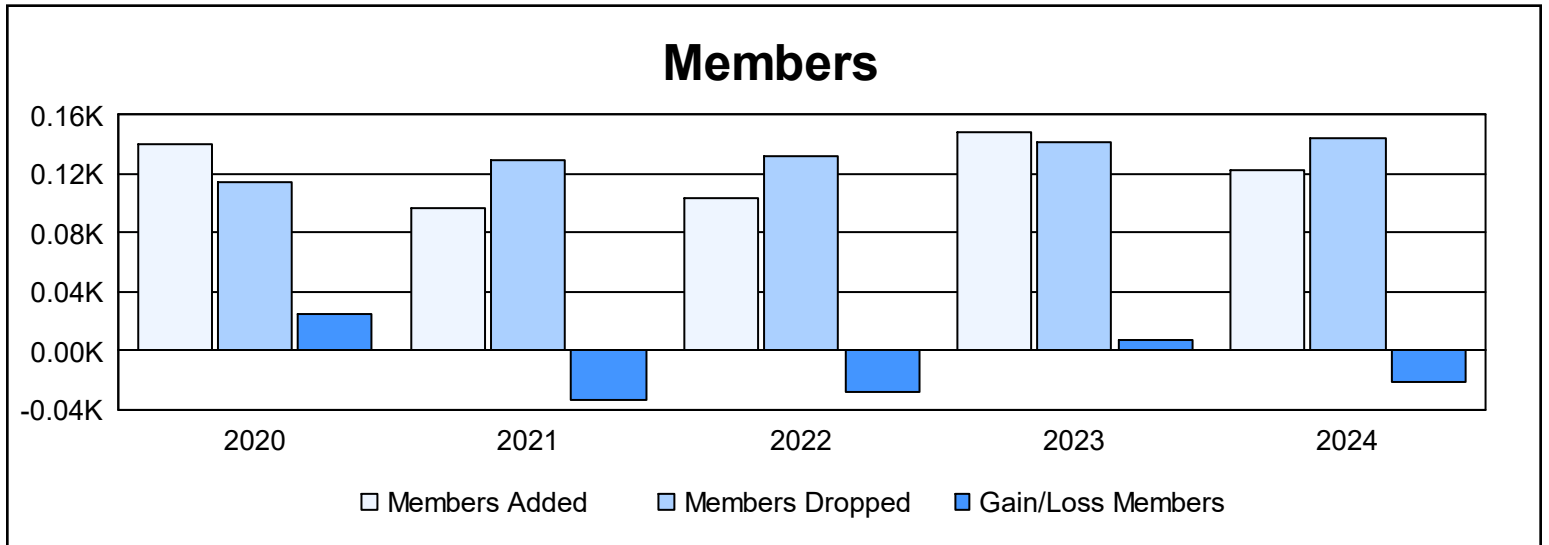
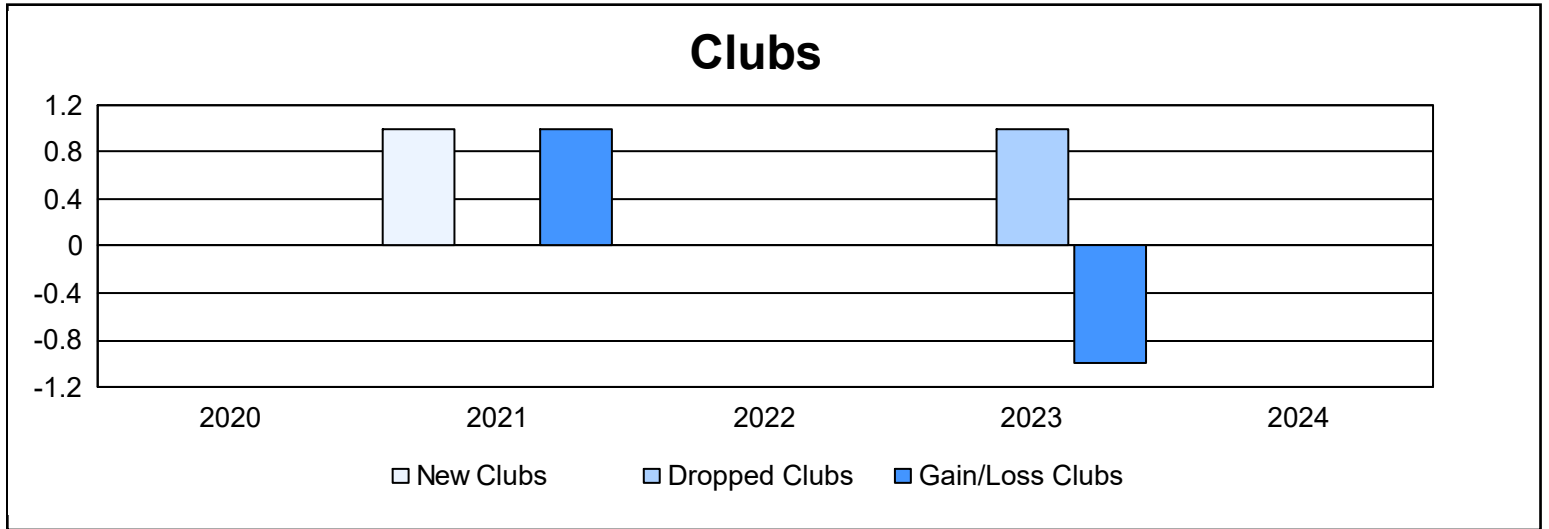
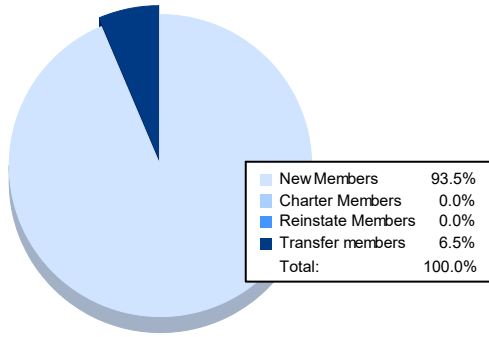


Year	New Clubs	Dropped Clubs	Gain/ Loss Clubs	New Members	Charter Members	Reinstate Members	Transfer Members	Total Member Added	Total Members Dropped	Gain/ Loss Members
2019-2020	0	0	0	124	3	4	9	140	115	25
2020-2021	1	0	1	73	23	1	0	97	130	-33
2021-2022	0	0	0	89	1	2	12	104	132	-28
2022-2023	0	1	-1	127	2	0	19	148	141	7
2023-2024	0	0	0	115	0	0	8	123	144	-21
<b>Average</b>	<b>0</b>	<b>0</b>	<b>0</b>	<b>106</b>	<b>6</b>	<b>1</b>	<b>10</b>	<b>122</b>	<b>132</b>	<b>-10</b>



### Membership Composition June 2024 Cumulative



### Gender Composition June 2024 Cumulative

