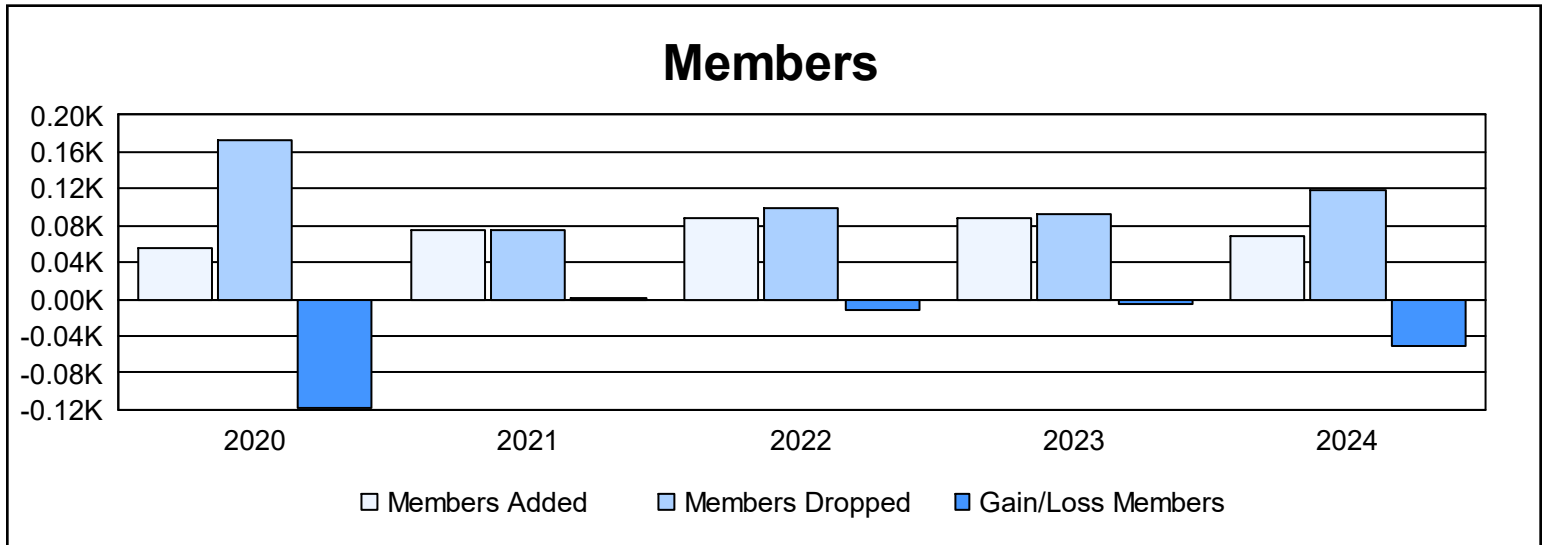
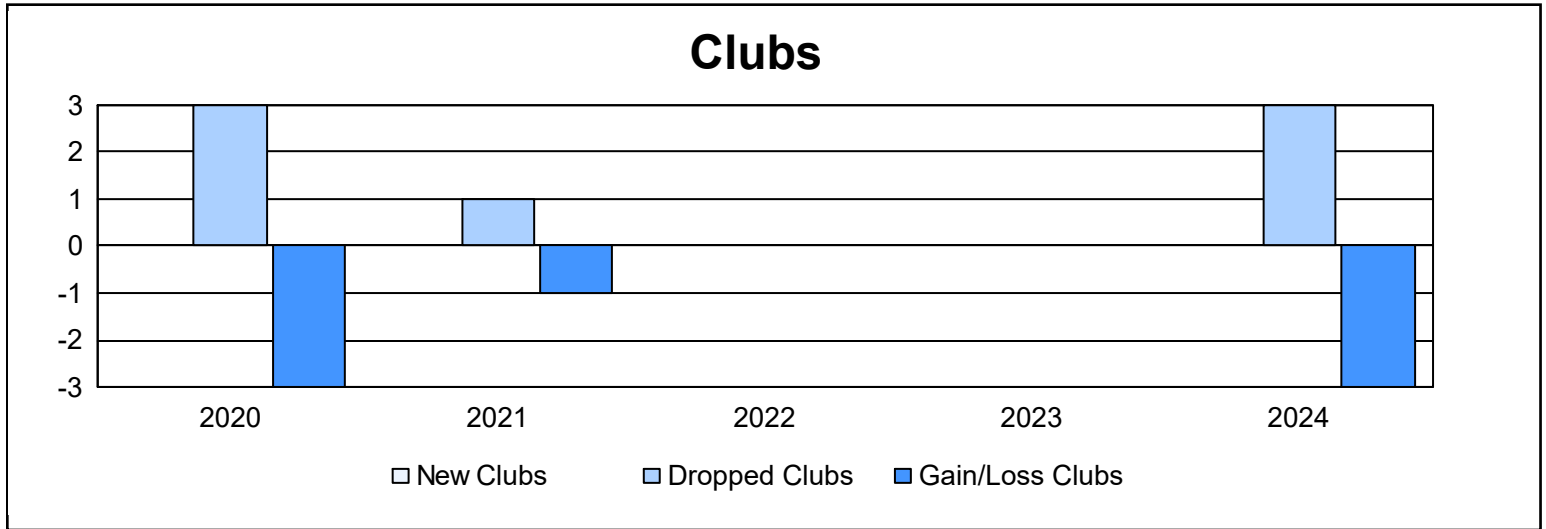
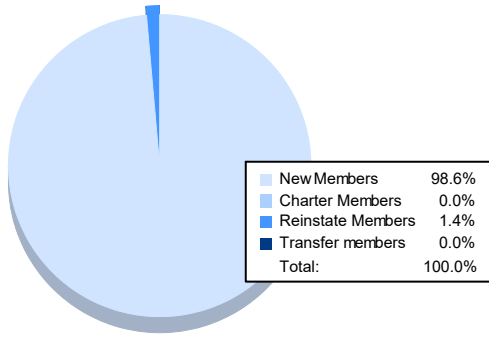


Year	New Clubs	Dropped Clubs	Gain/Loss Clubs	New Members	Charter Members	Reinstate Members	Transfer Members	Total Member Added	Total Members Dropped	Gain/Loss Members
2019-2020	0	3	-3	48	5	2	0	55	173	-118
2020-2021	0	1	-1	74	1	0	0	75	74	1
2021-2022	0	0	0	79	1	3	5	88	100	-12
2022-2023	0	0	0	84	0	0	3	87	92	-5
2023-2024	0	3	-3	68	0	1	0	69	119	-50
<b>Average</b>	<b>0</b>	<b>1</b>	<b>-1</b>	<b>71</b>	<b>1</b>	<b>1</b>	<b>2</b>	<b>75</b>	<b>112</b>	<b>-37</b>



### Membership Composition June 2024 Cumulative



### Gender Composition June 2024 Cumulative

