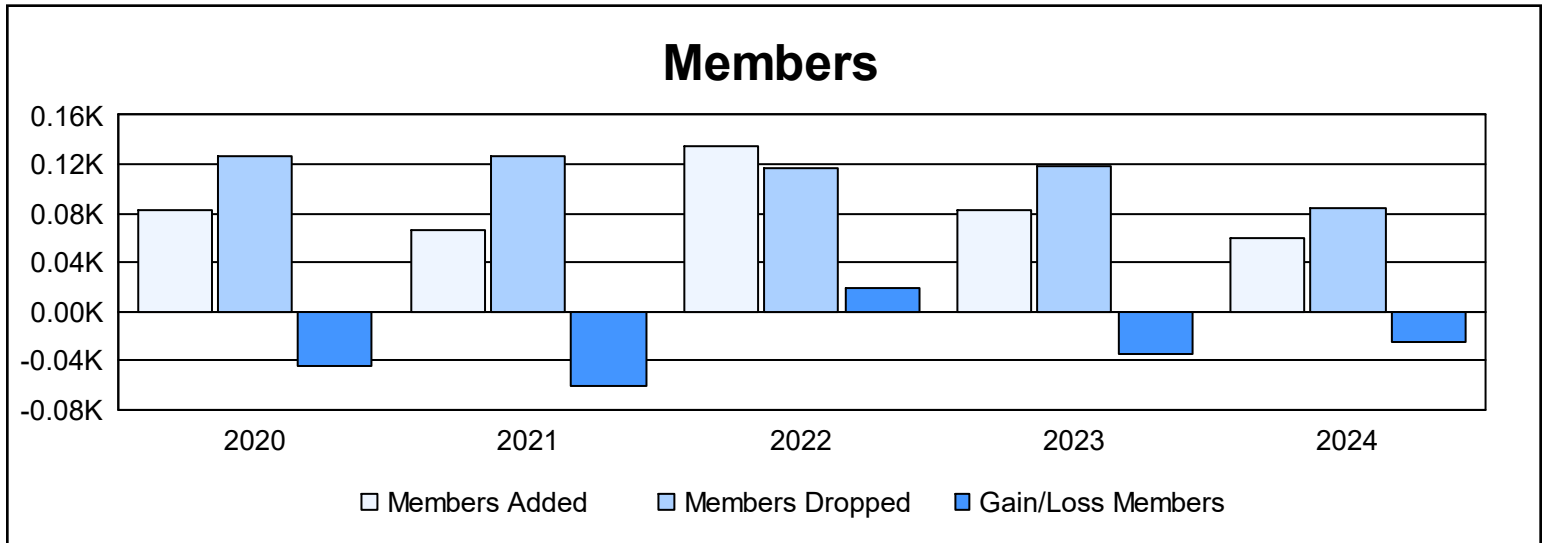
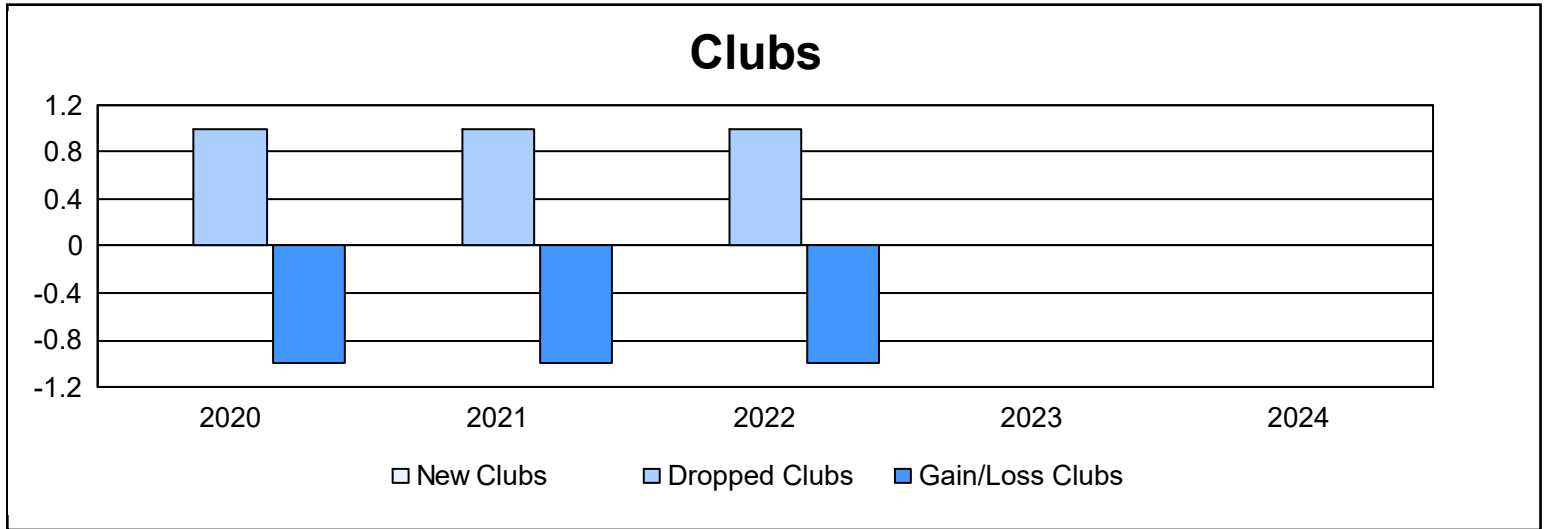
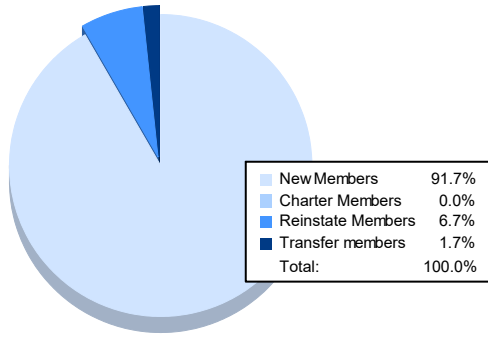


Year	New Clubs	Dropped Clubs	Gain/ Loss Clubs	New Members	Charter Members	Reinstate Members	Transfer Members	Total Member Added	Total Members Dropped	Gain/ Loss Members
2019-2020	0	1	-1	66	1	8	8	83	127	-44
2020-2021	0	1	-1	63	1	1	1	66	126	-60
2021-2022	0	1	-1	119	1	10	5	135	116	19
2022-2023	0	0	0	70	0	10	3	83	118	-35
2023-2024	0	0	0	55	0	4	1	60	85	-25
<b>Average</b>	<b>0</b>	<b>1</b>	<b>-1</b>	<b>75</b>	<b>1</b>	<b>7</b>	<b>4</b>	<b>85</b>	<b>114</b>	<b>-29</b>



### Membership Composition June 2024 Cumulative



### Gender Composition June 2024 Cumulative

