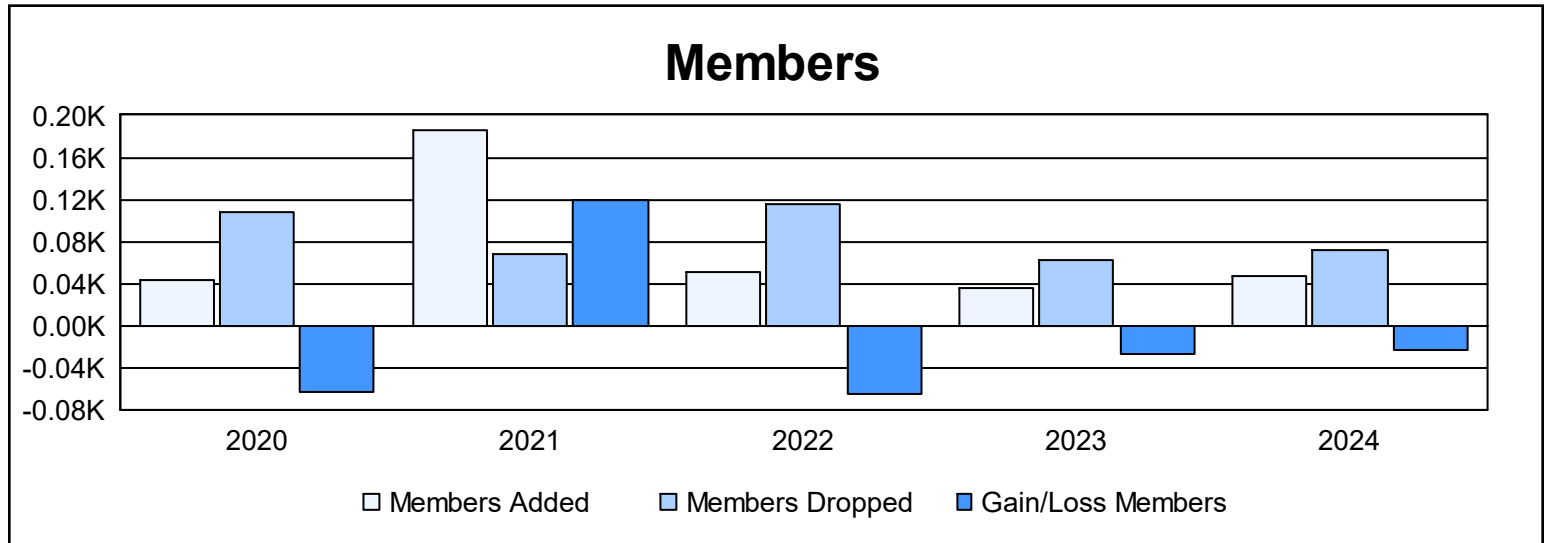
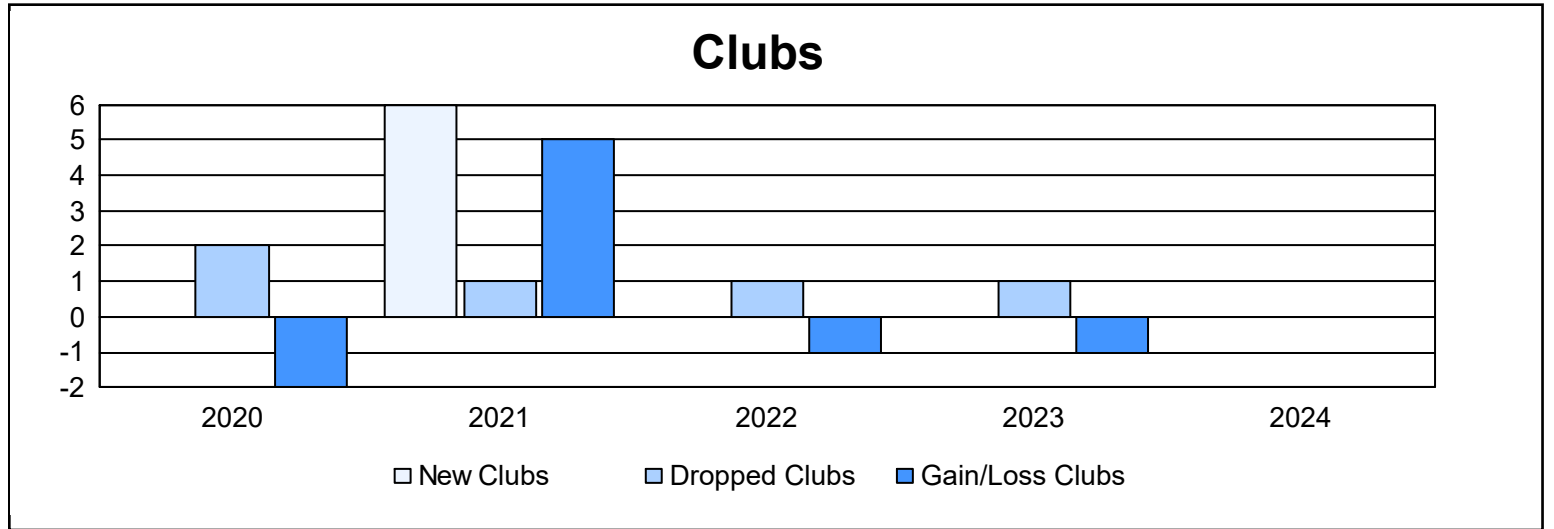
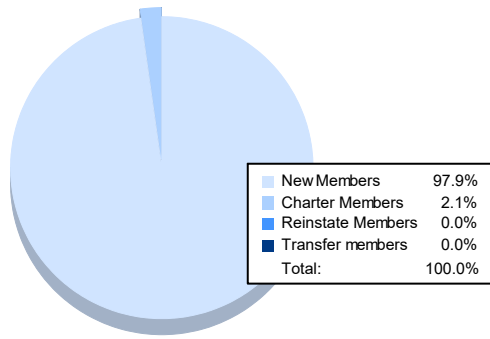


| Year | New Clubs | Dropped Clubs | Gain/ Loss Clubs | New Members | Charter Members | Reinstate Members | Transfer Members | Total Member Added | Total Members Dropped | Gain/ Loss Members |
|----------------|-----------|---------------|------------------|-------------|-----------------|-------------------|------------------|--------------------|-----------------------|--------------------|
| 2019-2020 | 0 | 2 | -2 | 42 | 0 | 0 | 1 | 43 | 107 | -64 |
| 2020-2021 | 6 | 1 | 5 | 36 | 150 | 0 | 0 | 186 | 67 | 119 |
| 2021-2022 | 0 | 1 | -1 | 43 | 6 | 1 | 0 | 50 | 115 | -65 |
| 2022-2023 | 0 | 1 | -1 | 33 | 2 | 0 | 0 | 35 | 63 | -28 |
| 2023-2024 | 0 | 0 | 0 | 46 | 1 | 0 | 0 | 47 | 71 | -24 |
| Average | 1 | 1 | 0 | 40 | 32 | 0 | 0 | 72 | 85 | -12 |



Membership Composition June 2024 Cumulative



Gender Composition June 2024 Cumulative

