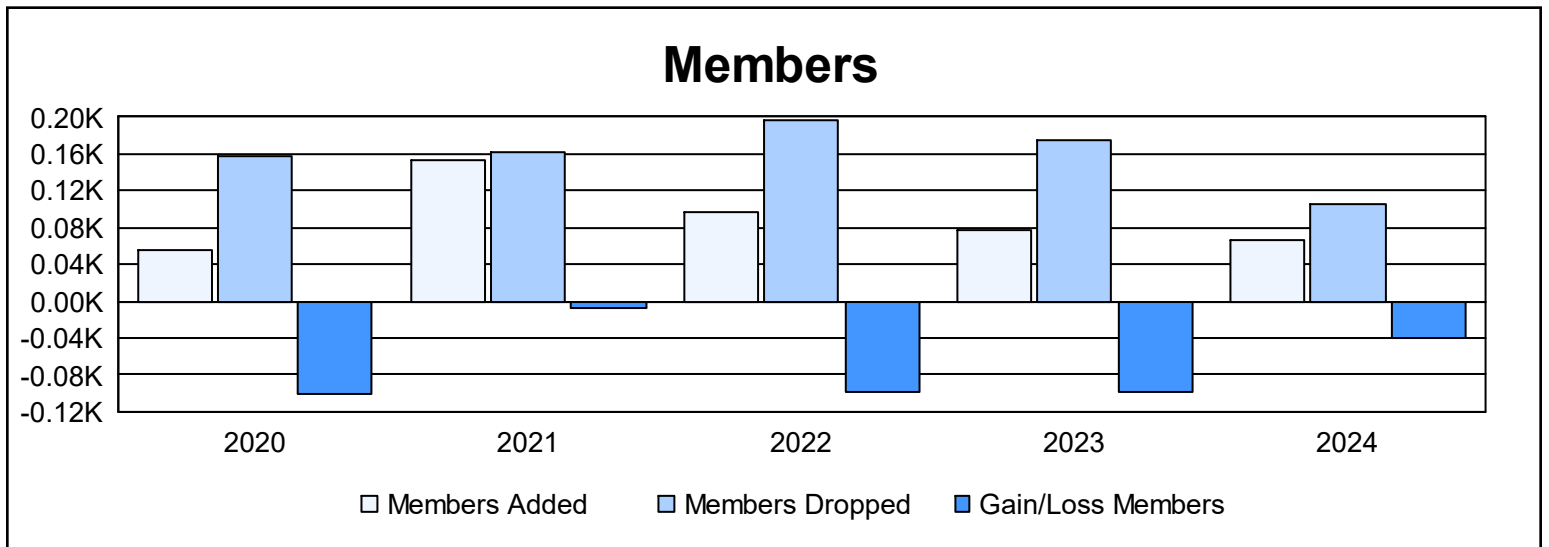
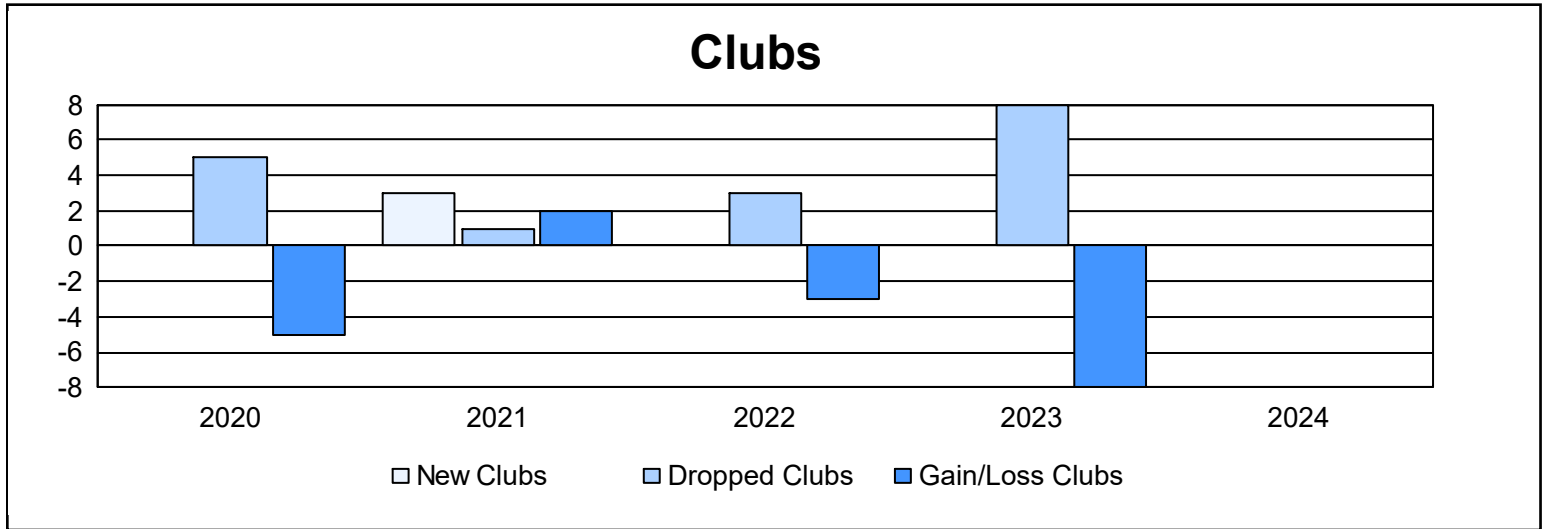
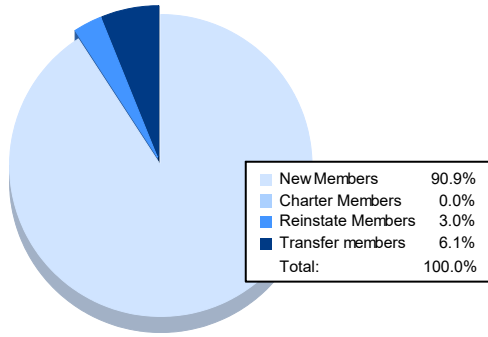


Year	New Clubs	Dropped Clubs	Gain/ Loss Clubs	New Members	Charter Members	Reinstate Members	Transfer Members	Total Member Added	Total Members Dropped	Gain/ Loss Members
2019-2020	0	5	-5	48	0	6	2	56	157	-101
2020-2021	3	1	2	56	73	23	2	154	161	-7
2021-2022	0	3	-3	86	0	8	3	97	196	-99
2022-2023	0	8	-8	65	0	10	2	77	175	-98
2023-2024	0	0	0	60	0	2	4	66	106	-40
<b>Average</b>	<b>1</b>	<b>3</b>	<b>-3</b>	<b>63</b>	<b>15</b>	<b>10</b>	<b>3</b>	<b>90</b>	<b>159</b>	<b>-69</b>



### Membership Composition June 2024 Cumulative



### Gender Composition June 2024 Cumulative

