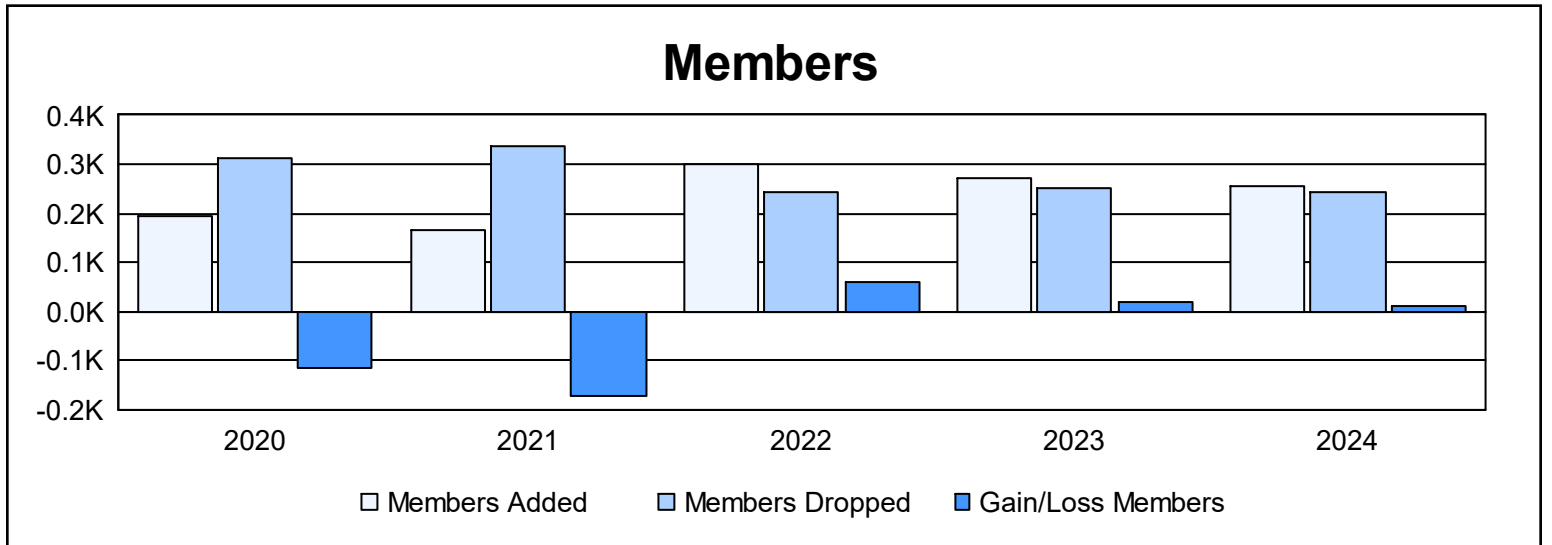
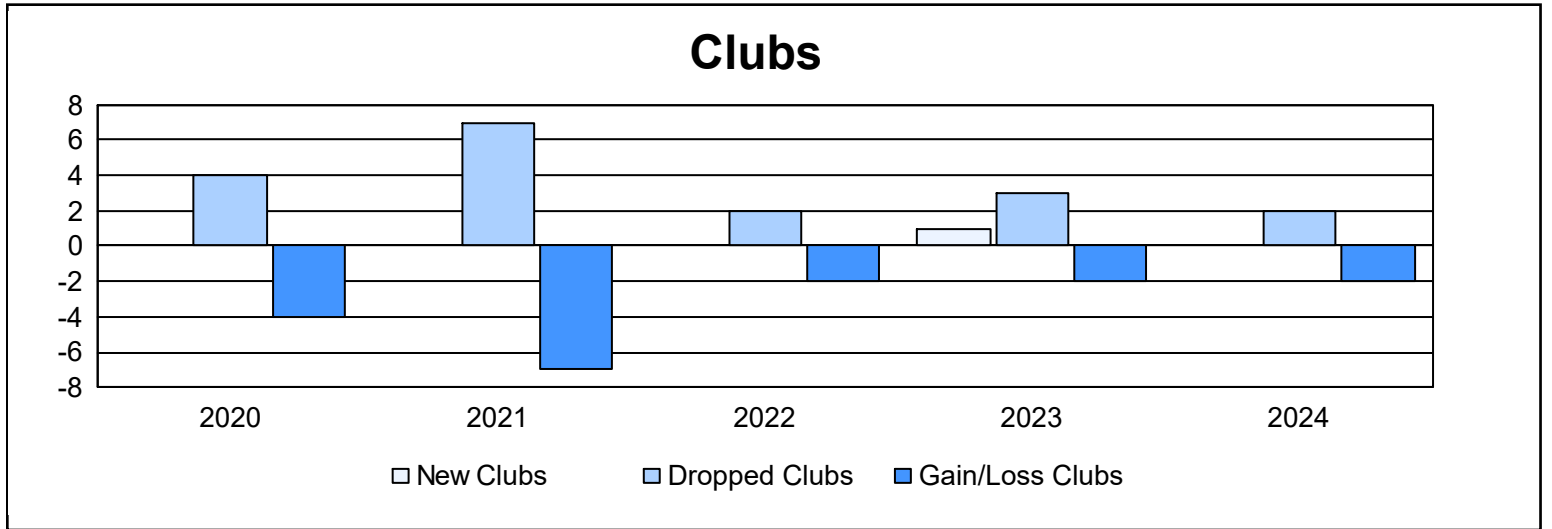
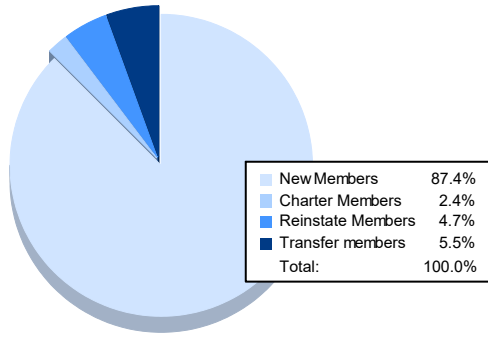


Year	New Clubs	Dropped Clubs	Gain/ Loss Clubs	New Members	Charter Members	Reinstate Members	Transfer Members	Total Member Added	Total Members Dropped	Gain/ Loss Members
2019-2020	0	4	-4	164	2	8	22	196	313	-117
2020-2021	0	7	-7	131	2	11	20	164	338	-174
2021-2022	0	2	-2	267	3	12	20	302	244	58
2022-2023	1	3	-2	211	28	11	21	271	251	20
2023-2024	0	2	-2	222	6	12	14	254	243	11
<b>Average</b>	<b>0</b>	<b>4</b>	<b>-3</b>	<b>199</b>	<b>8</b>	<b>11</b>	<b>19</b>	<b>237</b>	<b>278</b>	<b>-40</b>



### Membership Composition June 2024 Cumulative



### Gender Composition June 2024 Cumulative

