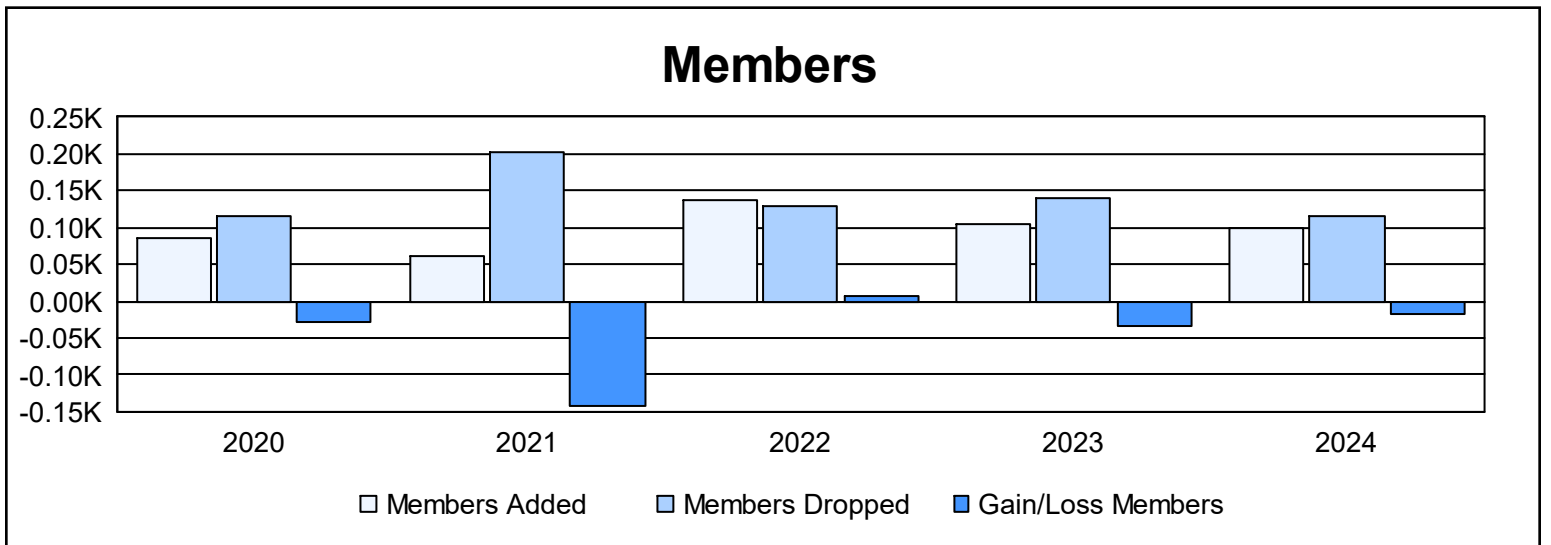
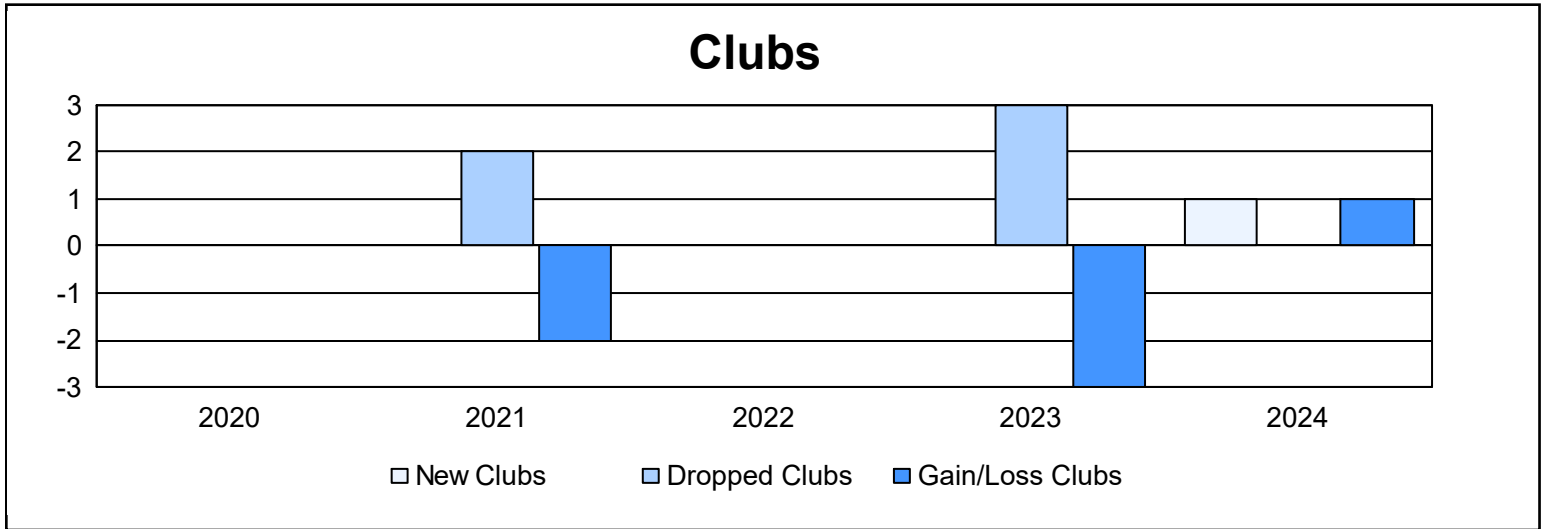
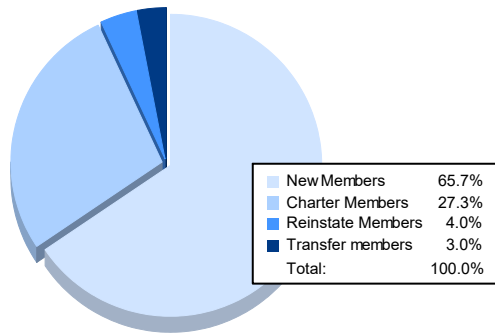


Year	New Clubs	Dropped Clubs	Gain/ Loss Clubs	New Members	Charter Members	Reinstate Members	Transfer Members	Total Member Added	Total Members Dropped	Gain/ Loss Members
2019-2020	0	0	0	73	1	9	4	87	116	-29
2020-2021	0	2	-2	43	0	12	6	61	203	-142
2021-2022	0	0	0	109	2	21	6	138	130	8
2022-2023	0	3	-3	97	0	3	6	106	140	-34
2023-2024	1	0	1	65	27	4	3	99	116	-17
<b>Average</b>	<b>0</b>	<b>1</b>	<b>-1</b>	<b>77</b>	<b>6</b>	<b>10</b>	<b>5</b>	<b>98</b>	<b>141</b>	<b>-43</b>



### Membership Composition June 2024 Cumulative



### Gender Composition June 2024 Cumulative

