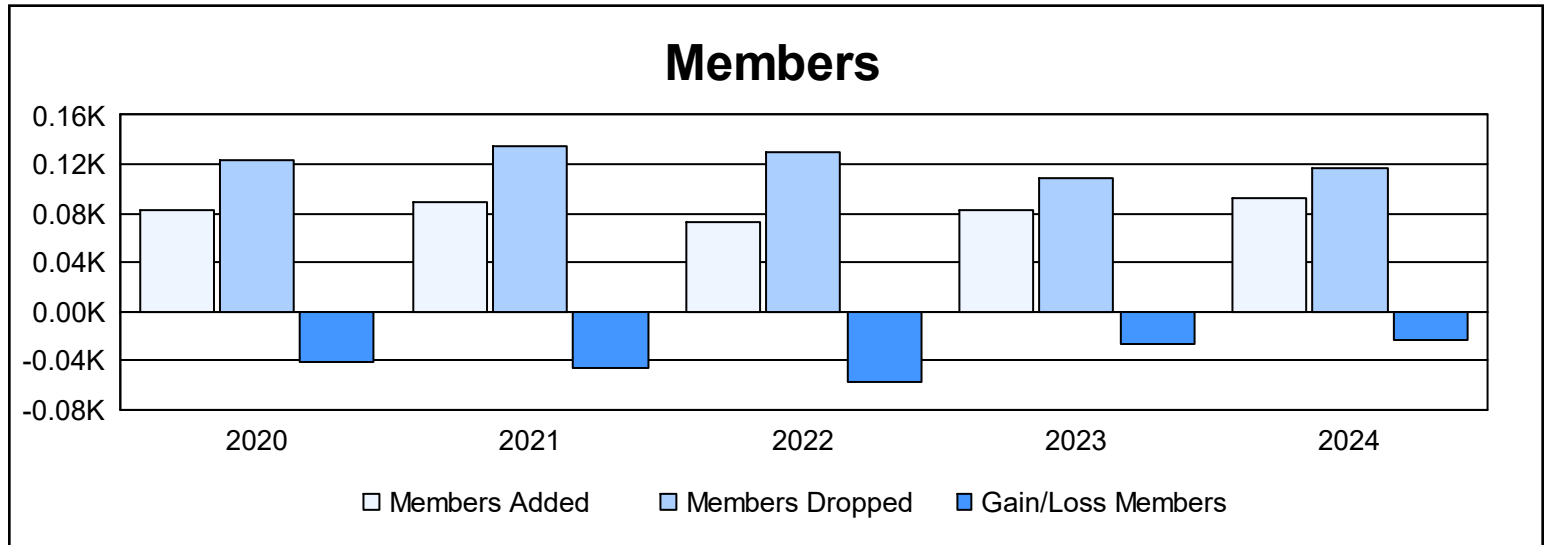
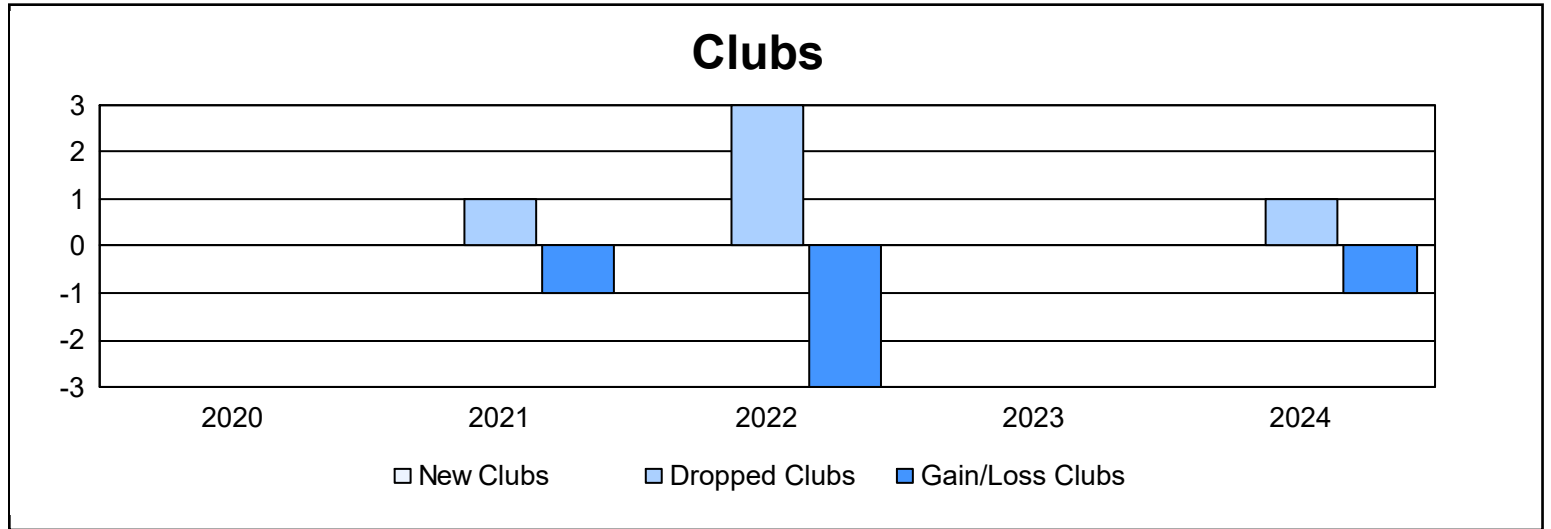
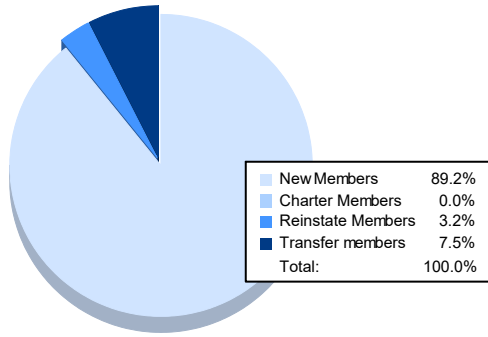


Year	New Clubs	Dropped Clubs	Gain/ Loss Clubs	New Members	Charter Members	Reinstate Members	Transfer Members	Total Member Added	Total Members Dropped	Gain/ Loss Members
2019-2020	0	0	0	72	0	3	8	83	124	-41
2020-2021	0	1	-1	77	1	2	9	89	135	-46
2021-2022	0	3	-3	59	1	0	13	73	130	-57
2022-2023	0	0	0	74	0	2	6	82	109	-27
2023-2024	0	1	-1	83	0	3	7	93	116	-23
<b>Average</b>	<b>0</b>	<b>1</b>	<b>-1</b>	<b>73</b>	<b>0</b>	<b>2</b>	<b>9</b>	<b>84</b>	<b>123</b>	<b>-39</b>



### Membership Composition June 2024 Cumulative



### Gender Composition June 2024 Cumulative

