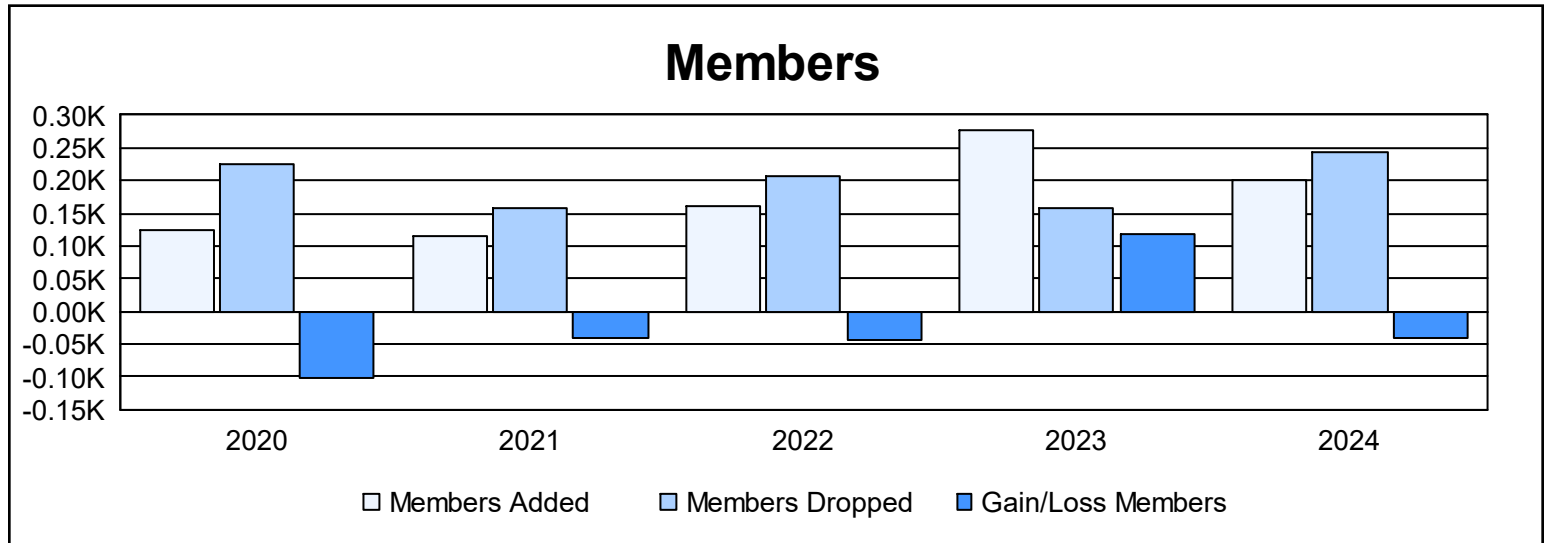
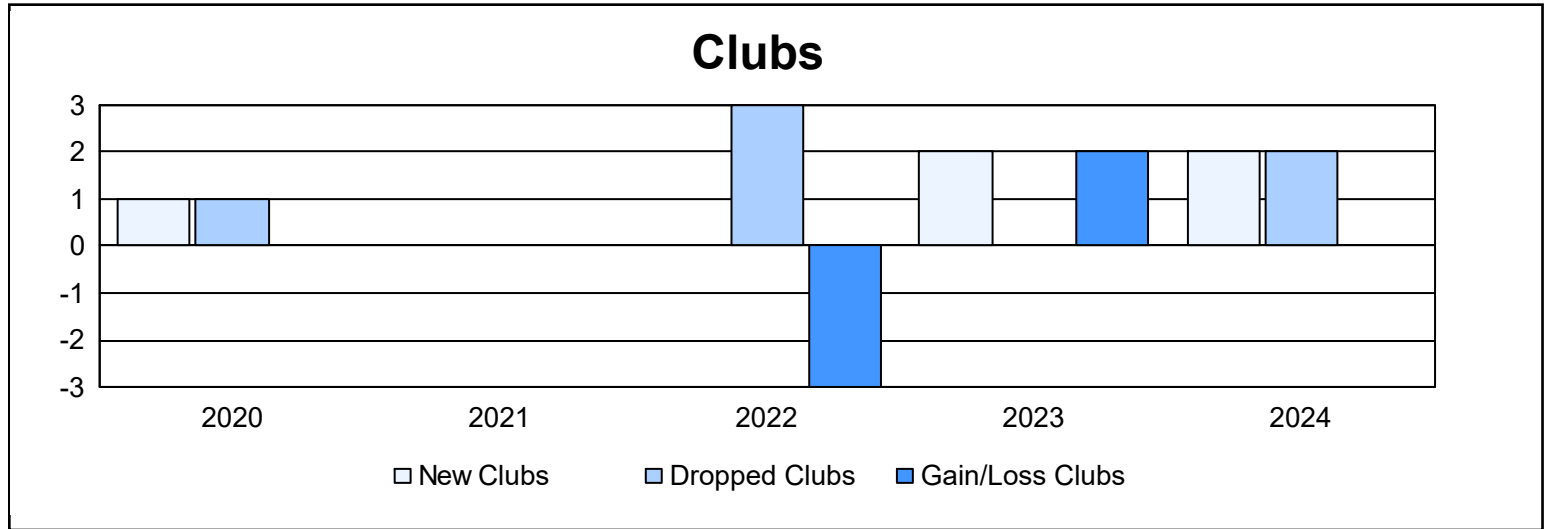
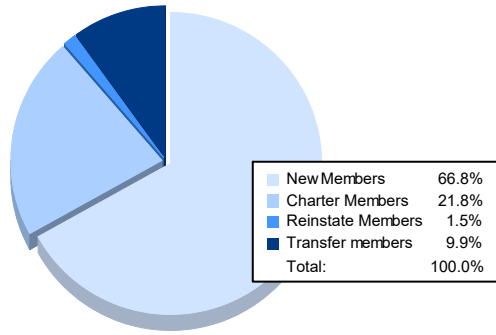


| Year | New Clubs | Dropped Clubs | Gain/ Loss Clubs | New Members | Charter Members | Reinstate Members | Transfer Members | Total Member Added | Total Members Dropped | Gain/ Loss Members |
|----------------|-----------|---------------|------------------|-------------|-----------------|-------------------|------------------|--------------------|-----------------------|--------------------|
| 2019-2020 | 1 | 1 | 0 | 78 | 23 | 12 | 10 | 123 | 224 | -101 |
| 2020-2021 | 0 | 0 | 0 | 85 | 6 | 13 | 11 | 115 | 157 | -42 |
| 2021-2022 | 0 | 3 | -3 | 136 | 1 | 4 | 20 | 161 | 206 | -45 |
| 2022-2023 | 2 | 0 | 2 | 201 | 48 | 4 | 24 | 277 | 159 | 118 |
| 2023-2024 | 2 | 2 | 0 | 135 | 44 | 3 | 20 | 202 | 242 | -40 |
| Average | 1 | 1 | 0 | 127 | 24 | 7 | 17 | 176 | 198 | -22 |



Membership Composition June 2024 Cumulative



Gender Composition June 2024 Cumulative

