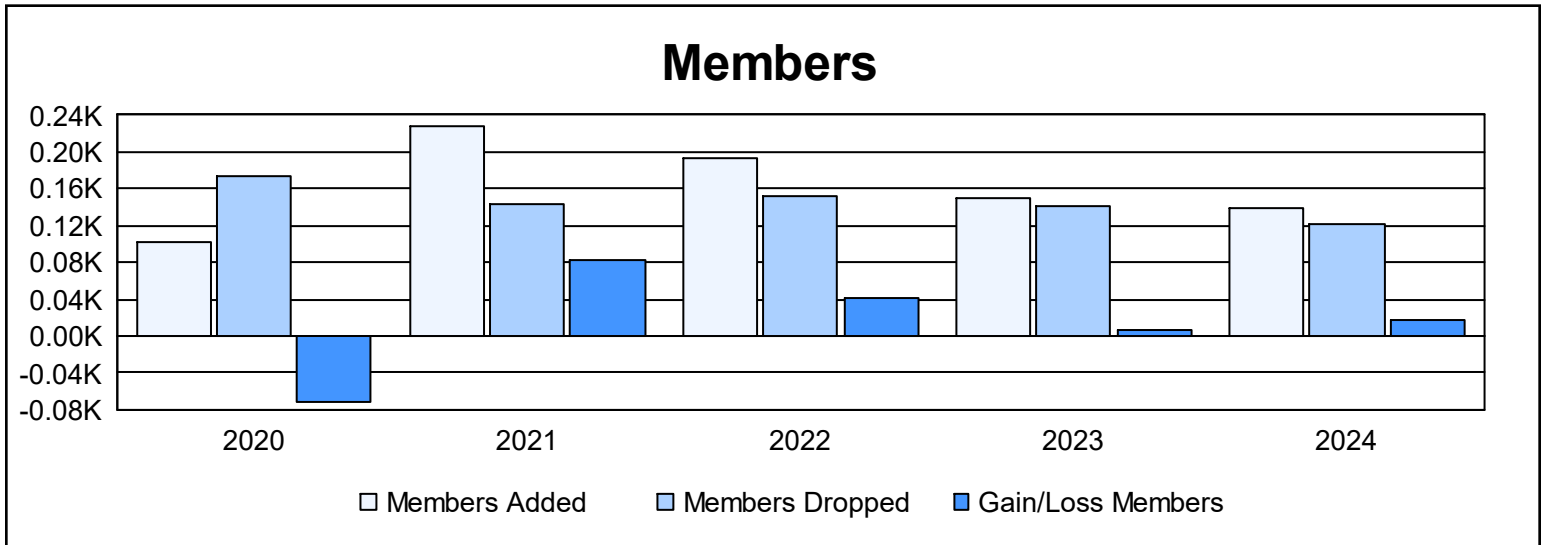
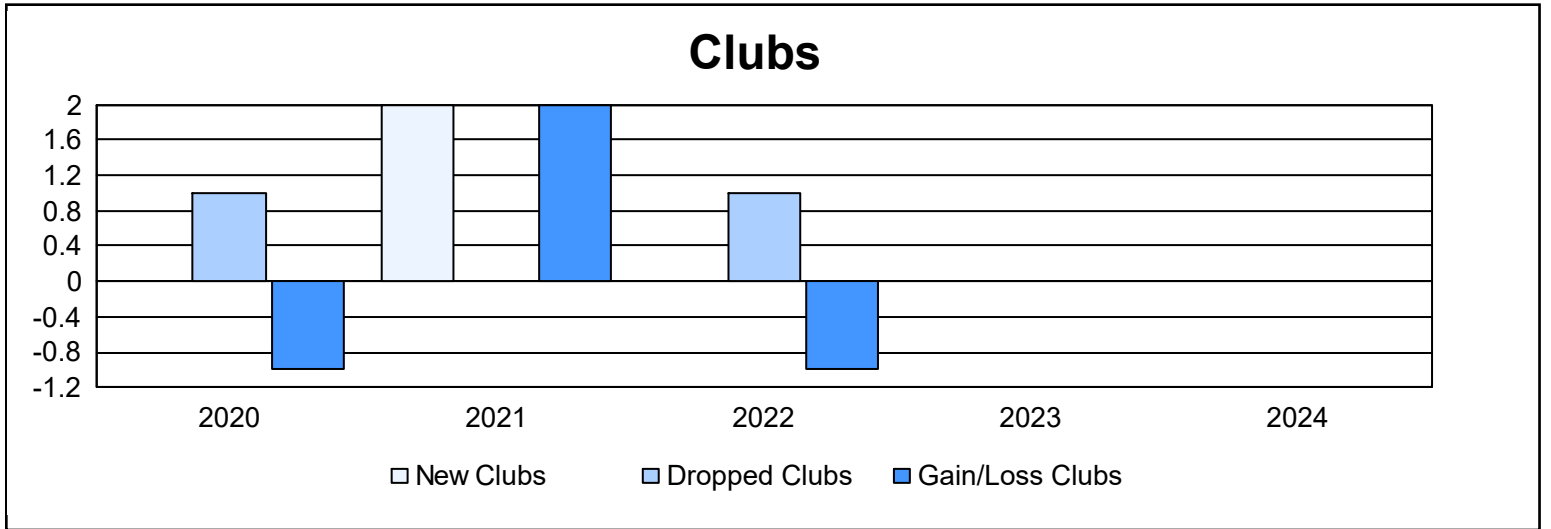
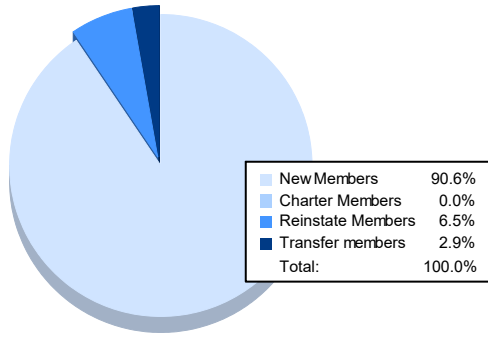


| Year | New Clubs | Dropped Clubs | Gain/ Loss Clubs | New Members | Charter Members | Reinstate Members | Transfer Members | Total Member Added | Total Members Dropped | Gain/ Loss Members |
|----------------|-----------|---------------|------------------|-------------|-----------------|-------------------|------------------|--------------------|-----------------------|--------------------|
| 2019-2020 | 0 | 1 | -1 | 89 | 0 | 9 | 5 | 103 | 174 | -71 |
| 2020-2021 | 2 | 0 | 2 | 153 | 65 | 6 | 3 | 227 | 144 | 83 |
| 2021-2022 | 0 | 1 | -1 | 182 | 0 | 4 | 7 | 193 | 151 | 42 |
| 2022-2023 | 0 | 0 | 0 | 138 | 0 | 7 | 4 | 149 | 142 | 7 |
| 2023-2024 | 0 | 0 | 0 | 126 | 0 | 9 | 4 | 139 | 121 | 18 |
| Average | 0 | 0 | 0 | 138 | 13 | 7 | 5 | 162 | 146 | 16 |



Membership Composition June 2024 Cumulative



Gender Composition June 2024 Cumulative

