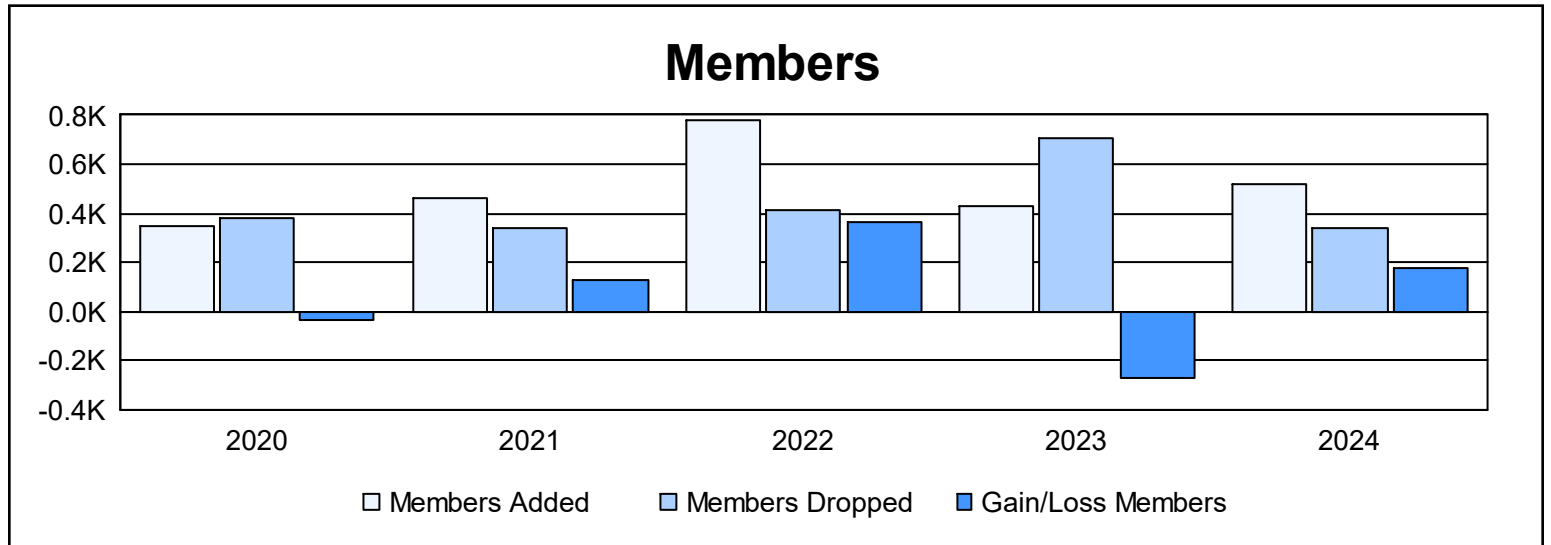
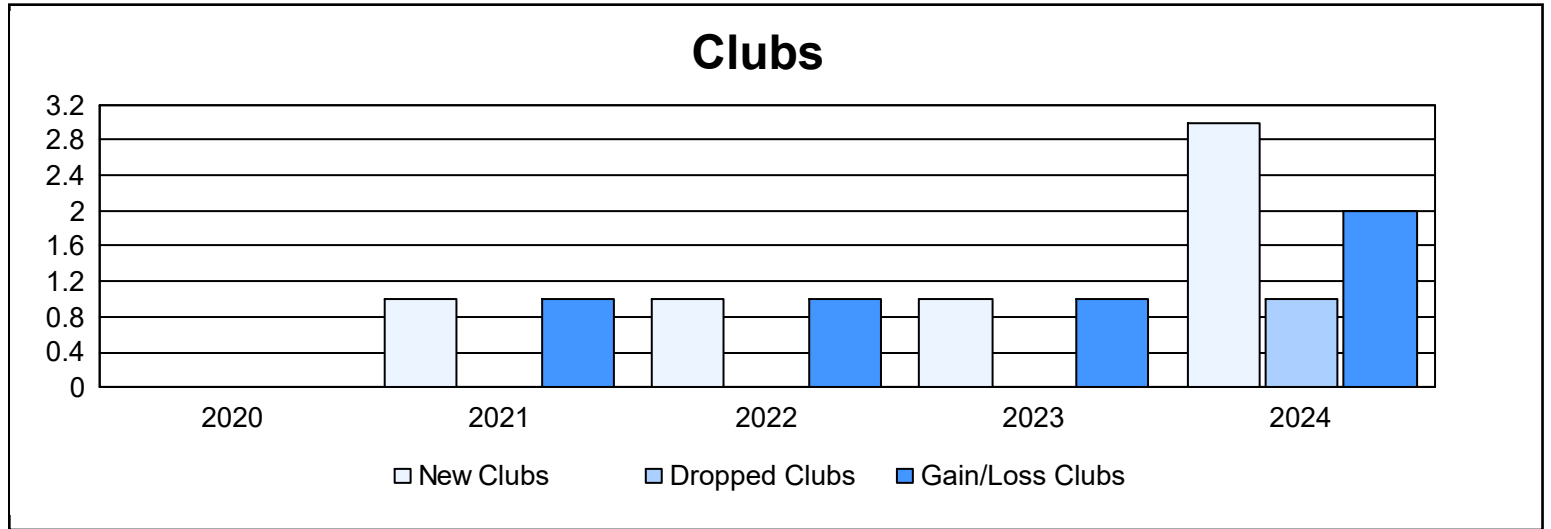
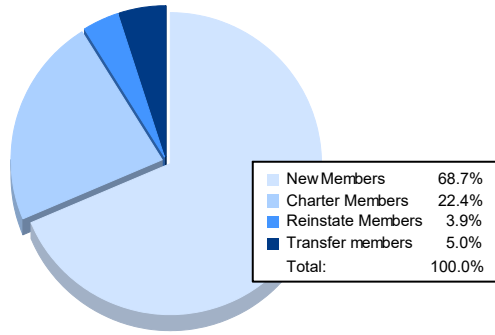


Year	New Clubs	Dropped Clubs	Gain/ Loss Clubs	New Members	Charter Members	Reinstate Members	Transfer Members	Total Member Added	Total Members Dropped	Gain/ Loss Members
2019-2020	0	0	0	316	4	14	14	348	382	-34
2020-2021	1	0	1	389	34	18	22	463	339	124
2021-2022	1	0	1	716	32	13	18	779	412	367
2022-2023	1	0	1	345	35	13	38	431	704	-273
2023-2024	3	1	2	355	116	20	26	517	337	180
<b>Average</b>	<b>1</b>	<b>0</b>	<b>1</b>	<b>424</b>	<b>44</b>	<b>16</b>	<b>24</b>	<b>508</b>	<b>435</b>	<b>73</b>



### Membership Composition June 2024 Cumulative



### Gender Composition June 2024 Cumulative

